

# SEMI-ANNUAL ENVIRONMENTAL MONITORING REPORT

---

## #10 Semiannual Report

(Reporting Period: January-June 2022)

Project Number: 43405-028

**GEORGIA: URBAN SERVICES IMPROVEMENT INVESTMENT PROGRAM  
(TRANCHE 6)**

**(FINANCED BY THE ASIAN DEVELOPMENT BANK)**

**Prepared by:** Ketevan Chomakhidze, Environmental Consultant, “United Water Supply Company of Georgia”, Tbilisi, Georgia

**For:** The Ministry of Regional Development and Infrastructure of Georgia and the Asian Development Bank

First Submission Date:

July 2022

Re-submission Date:

September 2022

## ABBREVIATIONS

<b>ADB</b>	Asian Development Bank
<b>CCTV</b>	Closed-Circuit Television Video
<b>CAP</b>	Corrective Action Plan
<b>DC</b>	Design Consultant
<b>DEPP</b>	Department of Environmental Protection and Permits
<b>DFPMD</b>	Donors Funded Project Management Department
<b>EA</b>	Executing Agency
<b>EARF</b>	Environmental Assessment and Review Framework
<b>EHS</b>	Environmental Health & Safety
<b>EIA</b>	Environmental Impact Assessment
<b>EIP</b>	Environmental Impact Permit
<b>EMP/ SSEMP</b>	Environmental Management Plan/ Site-Specific Environmental Management Plan
<b>ERP</b>	Emergency Response Plan
<b>ES/ SES</b>	Environmental Specialist/ Senior Environmental Specialist
<b>GoG</b>	Government of Georgia
<b>GRC</b>	Grievance Redress Committee
<b>GRM</b>	Grievance Redress Mechanism
<b>IA</b>	Implementing Agency
<b>IPMO</b>	Investment Program Management Office
<b>IEE</b>	Initial Environmental Examination
<b>LLC</b>	Limited Liability Company
<b>MFF</b>	Multi-tranche Financing Facility
<b>MEPA</b>	Ministry of Environmental Protection and Agriculture
<b>MRDI</b>	Ministry of Regional Development & Infrastructure
<b>NEA</b>	National Environmental Agency
<b>OJSC</b>	Open Joint Stock Company
<b>SAEMR</b>	Semi-Annual Environmental Monitoring Report
<b>SC</b>	Supervision Consultant
<b>USIIP</b>	Urban Sector Improvement Investment Program
<b>UWSCG</b>	United Water Supply Company of Georgia
<b>WS</b>	Water Supply
<b>WSS</b>	Water Supply & Sewerage
<b>WWTP</b>	Waste Water Treatment Plant

## Contents

<b>I. INTRODUCTION</b>	<b>4</b>
<b>1.1 Preamble</b> .....	<b>4</b>
<b>1.2 Headline Information</b> .....	<b>4</b>
2. PROJECT DESCRIPTION AND CURRENT ACTIVITIES	5
<b>2.1 Project Description</b> .....	<b>5</b>
<b>2.2 Project Contracts and Management</b> .....	<b>7</b>
<b>2.3 Project Activities during Current Reporting Period</b> .....	<b>15</b>
2.3.1 Construction Progress under CHI-01 Sub-project, Construction of Water Supply System in Chiatura .....	15
2.3.2 Construction progress under MAR-01 project, Construction of Water Supply and Waste Water Systems in Marneuli (MAR-01) .....	18
2.3.3 Construction progress under MAR-02 sub-project, Construction of Wastewater Treatment Plant in Marneuli (MAR-02).....	19
2.3.4 Description of Any Changes to Project Design .....	22
2.3.5 Description of Any Changes to Agreed Construction methods.....	22
3. ENVIRONMENTAL SAFEGUARD ACTIVITIES	23
<b>3.1 General Description of Environmental Safeguard Activities</b> .....	<b>23</b>
<b>3.2 Site inspections/monitoring</b> .....	<b>26</b>
<b>3.3 Issues Tracking (Based on Non-Conformance Notices)</b> .....	<b>38</b>
<b>3.4 Trends</b> .....	<b>39</b>
<b>3.5 Unanticipated Environmental Impacts or Risks</b> .....	<b>40</b>
4. RESULTS of ENVIRONMENTAL MONITORING	43
<b>4.1 Overview of Monitoring Conducted during Current Period</b> .....	<b>43</b>
<b>4.2 Trends</b> .....	<b>55</b>
<b>4.3 Summary of Monitoring outcomes</b> .....	<b>55</b>
<b>4.4 Material resources Utilization</b> .....	<b>55</b>
4.4.1 Current Period.....	55
4.4.2 Cumulative Resources Utilization .....	56
<b>4.5 Waste Management</b> .....	<b>56</b>
4.5.1 Current Period.....	56
4.5.2 Cumulative Waste Generation.....	57
<b>4.6 Health and Safety</b> .....	<b>57</b>
4.5.1 Community Health and Safety .....	57
4.5.2 Worker Safety and Health.....	57
<b>4.7 Training</b> .....	<b>58</b>
5. FUNCTIONING OF THE SEMP	60
<b>5.1 SEMP Review (prepared and updated under USIIP/T6, including CHI-01, MAR-01 and Mar-02 sub-projects)</b> .....	<b>60</b>
6. GOOD PRACTICE AND OPPRTUNITIES FOR IMPROVEMENT	62
7. SUMMARY AND RECOMMENDATIONS	63
<b>7.1 Summary</b> .....	<b>63</b>
<b>7.2 Recommendations</b> .....	<b>72</b>

# I. INTRODUCTION

## 1.1 Preamble

1. This report represents the Semi-annual Environmental Monitoring Review (SAEMR) for the Urban Services Improvement Investment Program, Tranche 6 and describes the period of January-June 2022.
2. This report is the 10<sup>Th</sup> Environmental Monitoring Review (EMR) of USIIP/Tranche 6.

## 1.2 Headline Information

3. During the reporting period construction activities were carried out only under MAR-02 and CHI-01 sub-projects and therefore this report describes the activities performed within the framework of these projects.
4. Construction work under the MAR-01 subproject: Construction of water supply and waste water systems in Marneuli and construction of waste water system and collector in Bolnisi during the reporting period were not carried out due to the termination of the construction contract because of the serious financial constrains faced by contractor. The overall progress of construction work on Mar-01 is about 31.4%. More detailed information is provided in the paragraphs 37-40 below.
5. ADB's Country Safeguard Mission (May 2022) headed by Ms. Ninette Pajarillaga, Country Environmental Focal, Senior Environment Specialist (Portfolio, Results, Safeguards and Gender Unit, Central and West Asia Department of ADB), visited MAR-01 and MAR-02 sub-projects under USIIP/T6. Among other environmental and social safeguard issues the mission discussed the issue of i) Flooding of WWTP site in July 2020 and in May 2022 and possible future flooding of private properties, ii) revision in IEE due to change in layout of WWTP, iii) complaints log of social and environmental issues, iv) stakeholder mapping within 250 m distance of WWTP.
6. It was clarified during the site visit by SC/HILL and Contractor/Toshiba Water Solutions Pvt. Ltd and IN-SI LLC (JV partner) (India/Georgia) that flooding in July 2020 inundated WWTP site and damaged fencing. The local population feared that once the proposed retaining wall was built, WWTP site will be protected from flood and the river water will flood their houses. After many meetings between local municipal council, UWSCG and public, the works were restarted and assurance was given that suitable measures will be taken to protect private properties from flooding. Flooding in May 2022 inundated some part of WWTP again and it got cleared after 3-4 days. Engineering team further clarified that contractor was asked to prepare technical solution so that private properties are not impacted by floods. Therefore contractor submitted proposals for extension of retaining wall to UWSCG. UWSCG team informed ADB mission that the work has been assigned to Roads Department and it is likely to be tendered in one month.
7. The IEE under MAR-02 sub-project has been updated by SC/HILL and UWSCG/USIIP Environmental Specialist to include layout changes, flooding, mapping of houses near wastewater treatment plants, etc. The proposed IEE is being revised again as some issues need to be addressed by HILL and UWSCG those need to be completed. The final agreed version will be presented to the UWSCG by the end of July, and the main findings will be reflected in the next SAEMR report, July-December 2022.

## 2. PROJECT DESCRIPTION AND CURRENT ACTIVITIES

### 2.1 Project Description

8. The Urban Services Improvement Investment Program was developed as the Government's response to the lack of adequate and/or safe water supply, sewerage and sanitation in urban areas of Georgia. This is intended to optimize social and economic development in selected urban areas through improved urban water and sanitation services, and is financed by the ADB through its Multi-tranche Financing Facility. The Ministry of Regional Development and Infrastructure is the Executing Agency and the United Water Supply Company of Georgia, LLC is the Implementing Agency of the Investment Program. UWSCG is a 100% state-owned company.
9. The Investment Program will improve infrastructure through the development, design and implementation of a series of subprojects, each providing improvements in a particular sector (water supply and/or sewerage) in one town. Subprojects will rehabilitate existing infrastructure and/or create new and expanded infrastructure to meet the present and future demand. Water supply improvements will include source augmentation and head works, pumping systems, treatment facilities, transmission and distribution network; and, sewerage improvement works will include sewer network, pumping stations, main collectors and waste water treatment plants.
10. **Tranche 6 of the Investment Program includes:**
  - Construction of Water Supply and Waste Water Systems in Marneuli and Construction of Waste Water System and Collector in Bolnisi (MAR-01);
  - Construction of Waste Water Treatment Plant for Marneuli and Bolnisi in Marneuli (MAR-02);
  - Construction of Water Supply System in Chiatura (CHI-01).

#### **The following projects are financed under Tranche 6:**

11. **Construction of Water Supply and Waste Water Systems in Marneuli and Construction of Waste Water System and Collector in Bolnisi (MAR-01):** Mar-01 project envisages the rehabilitation and construction of reservoirs with the total capacity of 12,000M<sup>3</sup>=(2X3000+3X2000); construction of cast iron transmission pipeline with the diameter of 700 mm - 10 km and 600 mm – 4km; construction of network with Polyethylene pipes of OD 50 to OD 500. The project measures for the sewer network comprise the lying about 150 km new gravity pipes (DN 150 to DN 800) and 2.7 km new pressure pipes (OD 110 and OD 225). There will be 9 new wastewater pumping stations; 600mm to 1000 mm diameter inspection wells (concrete or polyethylene) and 400 mm diameter house connections (polyethylene). Proposed project envisages construction of sewerage system in Bolnisi which will work entirely by gravity (DN 200 and DN 250 HDPE pipes) and will be connected at 3 different points to the future DN 500 HDPE interceptor that will convey the collected sewer from Bolnisi to Marneuli WWTP.
12. Three separate IEEs were prepared for MAR-01 project: Improvement of Marneuli Water Supply System (August 2016); Improvement of Marneuli Wastewater System (August 2016); Improvement of Bolnisi Wastewater System (August 2016) and further updated and approved in January 2019 due to the finalization of the project design (please see para 3 above).

13. The contract No P43405-ICB-MAR-01 was signed on November 20, 2018 with “Akelik Group OJSC” (Azerbaijan). The original completion date of the contract is March 29, 2021, proposed extension by contractor is 210 days. Revised completion date was December 2021.
14. Since the progress of contractor was very slow, contractor didn't manage to start several works in parallel - such as transmission pipe, CCTV inspection of laid sewer lines, hydraulic testing of sewer lines, M&E works, pipe crossing works under rail, river, road and irrigation channels, house connections etc. The progress deteriorated further from the last week of September 2020. Finally, the contractor stopped all works on the sites from June 14 2021 and the contract was terminated. Based on the above mentioned, decision was made to split the work in 6 lots based on geographical boundaries and similarity of nature of works and announce the new tender.

### **Brief Description of 6 lots and scope of works**

15. **Lot 1:** Marneuli city is divided in 6 zones. Zone 1 under LOT-01 mainly include remaining house connection work. The components of the subproject that will involve civil works under LOT-01 are as follows:
- Construction of new distribution water system 63 mm PE 100 pipes (4.6 km),
  - Commission new distribution 39.5 KM laid earlier
  - Approximately 44,1km road reinstatement works<sup>1</sup>
16. **Lot 2:** The geographical boundary for Lot 2 covers zone 2, 3 & 6 of Marneuli. It provides for both water supply & sewerage lines. It is in Northeast directions. Sewer pipeline and water supply pipeline are to be laid. Earlier laid water supply and sewer lines by AKELIK GROUP OJSC would also need to be tested and commissioned. The civil works under LOT-02 comprise mainly the following items:
- New distribution water system 40,16 km
  - New sewers lines 34,5 km
  - Rehabilitation of existing sewers 3.9 km
  - New sewage pumping stations 2
17. **Lot 3:** The geographical boundary for Lot 3 covers zone 4 & 5 of Marneuli. It covers both water supply & sewerage lines. It is in West direction. Sewer pipe and water supply pipes are to be laid. Earlier laid water supply and sewer lines by AKELIK GROUP OJSC would also need to be tested and commissioned. The civil works under LOT-03 comprise mainly the following items:
- New distribution water system (44,3 km)
  - Construction of new sewer lines (49,0 km)
  - Construction of new sewage pumping stations (3 no.)
18. **Lot 4:** It covers sewer network in Bolnisi city. Bolnisi is distinctly separate habitation and is about 22 km from Marneuli. new sewer lines are to be laid under LOT-04. Earlier laid sewer lines by AKELIK GROUP OJSC would also need to be tested and commissioned. The components of the subproject that will involve civil works under LOT-04 are as follows:
- Construction of new sewer lines (28,6 km)
  - Rehabilitation of existing sewer lines (7,5 km)

---

<sup>1</sup> Is it simple overlay of the road no new road will be constructed

- 19. Lot 5:** Sewerage Interceptor (Collector) from Bolnisi to Marneuli. It includes one sewage pumping station to be laid. Earlier laid sewer lines by AKELIK GROUP OJSC would also need to be tested and commissioned. The works under LOT-05 comprise mainly the following items:
- Construction of new sewerage lines (15, 8 km).
  - Rehabilitation of earlier laid sewers (7,9 km)
- 20. Lot 6:** It includes Conclusion of new pumping station at Kolagiri and one booster station at Jandhari with mechanical, electrical and SCADA works; Rehabilitation of bore wells at Kolagiri; Finalization of new Reservoir at Jandhari and construction of city reservoir; Transmission line DCI pipes 700 mm, 600 mm & 400 mm pipes from Kolagiri to City reservoir and city reservoir to Jandhari. Also, a chlorination facility is to be installed near Jandhari reservoir. The works under LOT-06 comprise mainly the following items:
- Three new transmission mains DCI pipes 250 mm to 700 mm (total length almost 15.9 km)
- 21.** Projects should start in the last Quarter of 2022, and be completed in no more than 18 months.
- 22. Construction of Waste Water Treatment Plant for the Cities of Marneuli and Bolnisi in Marneuli (MAR-02).** The project comprises of the construction of new Wastewater Treatment Plant in Marneuli with the capacity of 9,931 m<sup>3</sup>/day.
- 23.** The contract No UWSCG-ICB-MAR-02-2019 was signed in October 18, 2019 with Joint venture of Toshiba Water Solutions Pvt. Ltd and IN-SI LLC (JV partner) (India/Georgia). The scheduled completion date is May 2021, Completion date has been proposed to be extended by 385 days. Revised completion date for physical works for MAR 02 was 18 June 2022. Contractor has submitted time extension claim. Proposed extension is under process in UWSCG.
- 24. Construction of Water Supply System in Chiatura (CHI-01).** The work under the CHI-01 project comprises the rehabilitation and construction of the water supply network, transmission pipeline and Reservoirs. In particular, Chi-01 project consists of the following works: the rehabilitation of the existing WS system by replacing the old pipework, rehabilitation of existing reservoirs and pumping stations; construction of 2 new reservoirs and pump houses; construction of 7 new borewells in Sachkhere and connect these to Bisi reservoir; laying of new transmission mains.
- 25.** The contract No P43405-ICB-CHI-01 was signed on August 21, 2017 with “Akkord Industry Construction Investment Corporation” OJSC” (Azerbaijan), the initial completion date on April 15, 2019. The original date for the defect notification is April 14, 2020, which has been extended to December 2021. The completion date for section 1 was 30 June 2020 and it was substantially completed. Completion date for section 2 was 5 April 2021. The works are not completed. Completion date has not been extended. Now, Contractor is working with liquidated damages for delay.

## 2.2 Project Contracts and Management

- 26.** The main institutions that are involved in implementation of the EMP are UWSCG executing agency (EA), Supervision Consultant (SC) the Contractor and to a lesser extent the Ministry of Environmental Protection and Agriculture of Georgia (MoEPA).

- 27.** The Investment Program Management Office (IPMO) under UWSCG, is the Donors Funded Project Management Department, which is responsible for the day-to-day management of the project, including the implementation of the EMP. IPMO has an Environmental Specialist who is responsible for managing the environmental aspects of the USIIP. The acting head of the department is Ms. Irina Chikhladze.
- 28.** The IPMO (Environmental Specialist) responsibilities in respect of implementation of the EMP are as follows:
- (i) Approve the Site Specific Environmental Management Plan (SSEMP) before Contractor takes possession of construction site;
  - (ii) Monitor implementation of EMP and ensure the environmental safeguards compliance;
  - (iii) Review the updated IEE and/or SEMP and send it for clearance to ADB;
  - (iv) Ensure that contractors have access to the EMP and IEE report;
  - (v) Finalize SAEMRs (and Final EMRs upon project completion), send it to ADB and address potential ADB's comments until SAEMR disclosure; Provide ENG and GEO final versions of SAEMRs to be uploaded on UWSCG website;
  - (vi) Review and approve the Corrective Action Plan and provide to ADB for review and comments if any;
  - (vii) Participate in public consultations during project implementation;
  - (viii) In case of need assist IPMO Social/Resettlement Consultant in resolving process of environmental safeguards related complaints;
  - (ix) Assist in organizing trainings for the Contractors in coordination with ADB/RETA consultant;
  - (x) Participate in external trainings in environmental management and environmental auditing
- 29.** The SC include a full time Environmental Specialist to assist the IPMO oversee day-to-day implementation of EMPs by contractors, including compliance with all government rules and regulations; Support IPMO in the review and endorsement of contractor's SSEMP; Conduct inspections on contractor's implementation of SSEMP and compliance with government rules and regulations; Ensure contractors comply with health and safety requirements per approved SSEMP's Health and Safety Management Plan; Conduct investigations on grievances/complaints, incidents and accidents; Assist IPMO in addressing any grievances in a timely manner as per the GRM; Monitor corrective actions as required in CAPs, and ensure non-compliances are resolved immediately and are not occurring repeatedly; Prepare recommendations for contractors repeated non-compliances on safeguards and EHS requirements; Submit monthly and quarterly environmental monitoring reports to IPMO.
- 30.** The Contractor also appoint a full time Environmental specialist to be a senior member of the construction management team based on site for the duration of the contract. The ES has a university degree (preferably at Masters level) in Environmental Science or related discipline and have at least 10 years work experience in environmental management of infrastructure project. Environmental Specialist of contractor is responsible for preparing the Specific Environmental Management Plan (SSEMP) for endorsement by Supervision Consultant and approval by the UWSCG prior to the Contractor taking possession of the construction site and provide pre-works photo documentation; Ensuring the SSEMP is implemented effectively throughout the construction period; establishing and maintaining site records of: weekly site inspections using checklists based on SSEMP; environmental accidents/incidents including resolution activities; environmental monitoring data; non-compliance notifications issued by the SC; Corrective action plans issued to the SC in response to non-compliance notices; Community relations activities including maintaining complaints register; Routine reporting of SSEMP compliance and community liaison activities; Implement Occupational Health and safety requirements, including COVID-19 prevention measures. Implement site clean-up measures after civil works finalization.



**31.** Department of Environmental Protection and Permits of UWSCG work together with IPMO on addressing the Environmental Safeguard issues of USIIP sub-projects. More detailed description of implementation arrangements; responsibilities and staffing are provided in the **Table 1 below**.

**Table 1: Institutionnel Arrangement, Responsabilités and Staffing**

#	Millstones/Actions	Contractor (Environmental Specialist)	Construction Supervision Consultant (Environmental Specialist)	IPMO (Environmental Specialist)	Environmental Protection and Permits Department (Environmental Specialist)
1	<b>Environmental planning and management Contractors Environmental Management Plan (site-specific EMP)</b>	Prepare Specific EMP (SEMP) with supplemented Topic Specific EMPs at pre-construction stage based on IEE/EMP Implement SEMPs approved by IPMO.	Review and endorse the SEMPs; Monitor implementation of SEMPs on daily basis; Monitor monthly environmental monitoring reports or results prepared by the Contractor and report to IPMO.	Review and approve the SEMPs; Monitor implementation of EMP and ensure the environmental safeguards compliance.	Work together with IPMO on addressing the environmental non-compliance issues, if any.
2	<b>Changes in design</b>	Provide details of design changes to CSC required to update IEE/EIA, or SEMPs; Implement updated SEMPs.	Approve the design change to be submitted to IPMO; Make environmental assessment of the change and update the IEE and/or SEMPs.	Review the updated IEE and/or SEMPs and send it for clearance to ADB	Liaise with CSC in preparing updated IEE and/or SEMPs; Upload the approved IEE/SEMP provided by IPMO to UWSCG website for Public Disclosure.
3	<b>Unanticipated impacts</b>	Inform CSC about unanticipated impact and follow the instructions received from IPMO.	Make environmental assessment of the unanticipated impact and update the IEE and/or SEMPs	Review the updated IEE and/or SEMPs and send it for clearance to ADB	Liaise with CSC in preparing updated IEE and/or SEMPs

#	Millstones/Actions	Contractor (Environmental Specialist)	Construction Supervision Consultant (Environmental Specialist)	IPMO (Environmental Specialist)	Environmental Protection and Permits Department (Environmental Specialist)
4	<b>Reporting</b>	Prepare monthly environmental monitoring reports and send it to CSC and IPMO	<ol style="list-style-type: none"> <li>1. Prepare inputs to environmental part of quarterly construction progress reports;</li> <li>2. Prepare inputs to semi-annual environmental monitoring report (SAEMR) to be submitted to IPMO for further review, comments and improvement.</li> <li>3. Conduct Post-Construction Final Environmental Audit and prepare final environmental audit report.</li> </ol>	<ol style="list-style-type: none"> <li>1. Prepare SAEMRs (and Final EMRs upon project completion), send it to ADB and address potential ADB's comments until SAEMR disclosure;</li> <li>2. Provide ENG and GEO final versions of SAEMRs to be uploaded on UWSCG website.</li> </ol>	Upload the approved reports (ENG and GEO) provided by IPMO to UWSCG website for Public Disclosure
5	<b>Permits and clearances</b>	NA	NA	NA	Obtaining environmental permits and clearances
6	<b>Non-compliances</b>	Prepare a corrective action plan (CAP)	Assist contractor in preparing the CAP.	Review and approve the CAP and provide to ADB for review and comments if any.	
7	<b>Public consultations</b>	Participate in public consultations during project implementation	Organize public consultations: inform people about activities and prepare the record of consultations.	Participate in public consultations during project implementation	UWSCG & IPMO host PCs, CSC will present the topics related to environmental issues

#	Millstones/Actions	Contractor (Environmental Specialist)	Construction Supervision Consultant (Environmental Specialist)	IPMO (Environmental Specialist)	Environmental Protection and Permits Department (Environmental Specialist)
8	<b>Grievance Redress Mechanism</b>	Project site Focal person to record environmental grievances in the logbook and follow up with UWSCG established practice for grievance redress	<ol style="list-style-type: none"> <li>1. Ensure that grievances, if any, are being properly documented and addressed timely and effectively.</li> <li>2. Assist IPMO to develop consolidated GRM database and consolidation of GRM cases both for ENV and Social safeguards</li> </ol>	In case of need assist IPMO Social/Resettlement Consultant in resolving process of environmental safeguards related complaints; Assist IPMO Social/Resettlement Consultant in GRM database consolidation and data analysis.	UWSCG maintains GRM applicable to all projects. UWSCG will ensure IPMO information on grievances is consolidated into the UWSCG grievances (both - environmental and social) without duplication.
9	<b>Trainings</b>	Attend on-site trainings organized by IPMO and ADB/RETA Consultant	Assist the IPMO in organization of trainings for the Contractors on environmental safeguards requirements.	Organize trainings for the Contractors in coordination with ADB/RETA consultant. Participate in external trainings in environmental management and environmental auditing	Participate in external trainings in environmental management and environmental auditing

32. Main organizations involved in the project and related to environmental safeguard are presented in the Table 2 below:

**Table 2: List of Main Organizations under USIIP/T6**

Type of project participant	Name of Agency/Company	Environmental Staff	Name and contact details
Lender	Asian Development Bank	Country Environmental Focal	Ninette R. Pajarillaga E-mail: <a href="mailto:npajarillaga@adb.org">npajarillaga@adb.org</a>
		Associate Safeguards Officer Georgia Resident Mission Asian Development Bank	Nino Nadashvili Tel: +995 595 070442 E-mail: <a href="mailto:nnadashvili@adb.org">nnadashvili@adb.org</a>
		ADB RETA, Environmental Consultant	George Kobaladze Tel: +995 599 689834 E-mail <a href="mailto:gkobaladze.consultant@adb.org">gkobaladze.consultant@adb.org</a> , <a href="mailto:me">me</a>
Borrower	UWSCG	UWSCG, Department of Environmental Protection and Permits, Head	Ms. Maka Goderdzishvili Tel: +995 599 229925 E-mail: <a href="mailto:m.goderdzishvili@water.gov.ge">m.goderdzishvili@water.gov.ge</a>
		UWSCG/IPMO the Donor Funded Project Management Department, Acting Head	Ms. Irine Chikhladze Tel: +995 598 179898 E-mail: <a href="mailto:ana.onashvili@water.gov.ge">ana.onashvili@water.gov.ge</a>
Borrower	UWSCG/USIIP/T6	Environmental Specialist	Ms. Ketevan Chomakhidze Tel: +995 577 380309 E-mail: <a href="mailto:Chomakhidzek@yahoo.com">Chomakhidzek@yahoo.com</a>

Type of project participant	Name of Agency/Company	Environmental Staff	Name and contact details
Supervision Consultant	Supervision Consultant: Hill International N.V. (Netherlands)	Environmental Specialist	<sup>2</sup> Mr. Rezo E nukidze Tel: +995 599 164 469 E-mail: <a href="mailto:r.enukidze@gmail.com">r.enukidze@gmail.com</a>
Contractor CHI-01	“Akkord Industry Construction Investment Corporation” OJSC (Azerbaijan)	EH&S Specialist	Environmental Specialist of CC: Name: Mr. Teodor Kalmakhelidze Tel: +995 598 977 977 E-mail: <a href="mailto:kalmakhelidzetedore@gmail.com">kalmakhelidzetedore@gmail.com</a>
Contractor MAR-01	Akelik Group OJSC (Azerbaijan )	Environmental Specialist	Mr. Paata Chankotadze Tel: +995 599 181753 E-mail: <a href="mailto:paatachank@yahoo.com">paatachank@yahoo.com</a>
		HSE Manager	Mr. Natig Aliev E-mail: <a href="mailto:aliyevnatig@mail.ru">aliyevnatig@mail.ru</a> Mob: +995 593 60 44 48
		HSE Engineer	Mr. Zaur Askerov E-mail: <a href="mailto:askerovzaur43@gamil.com">askerovzaur43@gamil.com</a> Mob: +995 593 39 00 29
Contractor MAR-02	Toshiba Water Solutions Pvt. Ltd and IN-SI LLC (JV partner) (India/Georgia)	Environmental H&S Specialist	Mr. Guram Tandilashvili E-Mail: <a href="mailto:guram.tandilashvili@gmail.com">guram.tandilashvili@gmail.com</a> Mob: +995 577 36 37 29

<sup>2</sup> Mr.Rezo E nukidze has left this assignment because of his other engagements and the supervision consultant Hill has proposed another person, Mr.Nikoloz Neparidze as replacement. In the meantime, Kety Chubabria the social expert of supervision consultant is supporting the supervision consultant for implementation of environment management plan.

## 2.3 Project Activities during Current Reporting Period

### 2.3.1 Construction Progress under CHI-01 Sub-project, Construction of Water Supply System in Chiatura

33. The construction works under CHI-01 sub-project resumed on 30 April 2022. The aggregate progress for section 1 is 99.7% and for section 2 it is 52.89%. The aggregate progress for all works (section 1 and section 2) is 96.16%.
34. The physical progress of construction activities under CHI-01 sub-project during the reporting period, January-June 2022 is given in the Table 3 below.

**Table 3: Physical Progress of Works under CHI-01 sub-project, January-June 2022**

Item No	Description	Unit	Quantity Project	Quantity Completed as of 30.06.22	Percentage
<b>Works related to Avarioni Water Supply</b>					
1	HDPE Pipes installation including fittings and end cups as required.	M	7,384.00	5625.09	76.17 %
2	Cleaning, flushing and disinfection with chlorine of installed pipelines, including supply and disposal of water	m	7384	0	0.00%
3	Trenches for pipe installation	m3	5,320.00	4845.15	84.75 %
4	Valves		44.00	13.00	29.55 %
5	House connections implementation and administrative requirements	n	340.00	165.00	48.53 %
6	Hydraulic Chambers	n	12.00	10.00	83.33 %
7	New Reservoir 500 m3	n	1.00	88.65%	88.65 %
8	Reservoir Mechanical Installation	ls	1.00	25.00%	25.00 %
9	Pumping Station Mechanical Installation	ls	1.00	-	0.00%

10	Electrical Equipment	ls	1.00	-	0.00%
11	Instruments and SCADA system	ls	1.00	-	0.00%
12	New Pumping Station Construction	ls	1.00	-	0.00%
13	Construction of New PS building in front of Bisi Reservoir	ls	1.00	0	0%
<b>B: Mislenious Works</b>					
1	Installation of Generators	ls	1.00	0	0.00%
2	Installation of Boosters in Navradzeti area	ls	1.00	0	0.00%
3	Installation of Boosters in Memorial Area	ls	1.00	33.00%	33.00 %

35. The physical progress concerning the main contract is given in the Table 4 below.

**Table 4: Progress Concerning the Main Contract**

Pipeline	Unit	Quantity (BoQ)	Up to Previous Month	This Month	Cumulative to date	Progress
Main Transmission Line	m	16.038	16038	0	16038	100.00%
Distribution Network	m	68.391	68.391	0	68.391	100.00%
DN355 Bisi-CPS Transmission	m	745	745	0	745	100.00%
DN160 CPS-Lezhubani	m	2,165	2165	0	2165	100.00%
DN160 CPS-Perevisi	m	1,810	1810	0	1810	100.00%
DN225 CPS-Rustaveli	m	1,264	1264	0	1264	100.00%
DN225 Lezhubani Res to PS	m	341	341	0	341	100.00%
Q200 ST Lezhubani PS – Memorial Res	m	2025	2025	0	2025	100.00%
Q100 ST Perevisi PS - Tekhisa Res	m	2053	2053	0	2053	100.00%
DN160 Memorial-Navardzeti	m	1,470	1470	0	1470	100.00%
Giorgadze area	m	1,540	1450	0	1450	100.00%
<b>Total Laid Pipe</b>	<b>m</b>	<b>97,306</b>	<b>97,306</b>	<b>0</b>	<b>97,306</b>	<b>100.00%</b>



Pipeline	Unit	Quantity (BoQ)	Up to Previous Month	This Month	Cumulative to date	Progress
House Connection	n	8,457	8,457	0	8,457	100%
Crossings	n	10	0	0	0	100%
Hydraulic Chambers	m3	1,219	1219	0	1219	100%
Hydrants	n	205	205	0	205	100%
Reinstatement of Asphalt	m2	50000	37,595	0	37,595	75%
Reinstatement of Concrete Pavement	m2	4,600	275	0	275	6%

Cumulative Progress	Up to Previous Month				Up to This Month			
	Civil	Mech	Elec	SCADA	Civil	Mech	Elec	SCADA
<b>Structures</b>								
Wellfield	100%	100%	100%	100%	100%	100%	100%	100%
Sachkhere Reservoir	100%	100%	100%	100%	100%	100%	100%	100%
Bisi – New Reservoir	98%	100%	100%	100%	100%	100%	100%	100%
Bisi - Old Reservoir	100%	100%	100%	100%	100%	100%	100%	100%
CPS	95%	100%	100%	100%	100%	100%	100%	100%
Lezhubani Reservoir	100%	100%	100%	100%	100%	100%	100%	100%
Perevisi Reservoir	100%	100%	100%	100%	100%	100%	100%	100%
Rustaveli Reservoir	100%	100%	100%	100%	100%	100%	100%	100%
Tekhisa Reservoir	100%	100%	100%	100%	100%	100%	100%	100%
Memorial Reservoir	100%	100%	100%	100%	100%	100%	100%	100%
Perevisi PS	100%	100%	100%	100%	100%	100%	100%	100%
Lezhubani PS	100%	100%	100%	100%	100%	100%	100%	100%
Memorial PS	100%	100%	100%	100%	100%	100%	100%	100%
New Memorial PS	100%	100%	100%	100%	100%	100%	100%	100%

36. The cumulative total physical progress is given in the Table 5 below.

**Table 5: Cumulative Total Physical Progress under CHI-01 sub-project**

Cumulative total physical progress		
Location	Previous Month	Current Month
Wellfield	100%	100%
Sachkhere Reservoir	100%	100%
Bisi – New Reservoir	99%	100%
CPS	99%	100%
Lezhubani Reservoir	100%	100%
Perevisi Reservoir	100%	100%
Tekhisa Reservoir	100%	100%
Memorial Reservoir	100%	100%

### 2.3.2 Construction progress under MAR-01 project, Construction of Water Supply and Waste Water Systems in Marneuli (MAR-01)

37. There were no construction activities under MAR-01 sub-project during the reporting period, January-June 2022.
38. The Contract for MAR-01 sub-project under USIIP/T6, was awarded to AKELIK GROUP OJSC (Azerbaijan). The commencement date was December 10, 2018. Original time for completion was 840 days and original completion date - 28 March 2021.
39. The progress of contractor was very slow. Contractor didn't manage to start several works in parallel - such as transmission pipe, CCTV inspection of laid sewer lines, hydraulic testing of sewer lines, M&E works, pipe crossing works under rail, river, road and irrigation channels, house connections etc. The progress deteriorated further from the last week of September 2020. Finally, the contractor stopped all works on the sites from June 14 2021, as a result some of the major works such as City reservoir, Kolagiri pump house and Jandhari reservoir were stopped and abandoned.
40. Therefore, it is proposed to divide the work into 6 lots in order to complete the remaining rehabilitation work carried out by the contractor and commission the entire system. The Draft version of Supplementary Initial Environmental Examination (SIEE), including the separate EMPs for each Lot is prepared by USIIP Environmental Specialist Ms. Kate Chomakhidze and sent to ADB for final approval. SIEE is considered together with existing three IEEs<sup>3</sup>.

<sup>3</sup> Three IEEs are prepared for presented sub-project: IEE for Construction and Rehabilitation of Marneuli Water Supply System; Construction and Rehabilitation of Marneuli Waste water System and Construction of WWTP in Marneuli and Construction and Rehabilitation of Bolnisi Waste Water System, [https://www.adb.org/sites/default/files/project-document/185763/43405-028-iec-04\\_1.pdf](https://www.adb.org/sites/default/files/project-document/185763/43405-028-iec-04_1.pdf); [https://www.adb.org/sites/default/files/project-document/185762/43405-028-iec-03\\_1.pdf](https://www.adb.org/sites/default/files/project-document/185762/43405-028-iec-03_1.pdf); [https://www.adb.org/sites/default/files/project-document/185761/43405-028-iec-02\\_1.pdf](https://www.adb.org/sites/default/files/project-document/185761/43405-028-iec-02_1.pdf)

41. The physical progress of construction activities under MAR-01 sub-project is provided in the Table 6 below.

**Table 6: Physical Progress of Structures up to June 2022**

Structure	Civil	Mechanical	July-December 2021
Jandhari Reservoir	82%	5%	0%
Kolagiri Pumping Station	82%	3%	0%
City Reservoir	45%	0	0%

42. Cumulative physical progress of water supply and sewer pipes are presented in the Table 7 below.

**Table 7: Cumulative Physical Progress of Water Supply and Sewer Pipes up to June 2022**

Particulars	Water Supply Pipes			Sewer Pipes		
	To be laid	laid	%	To be laid	Laid	%
Marneuli	191555	112,634.13	58.80%	150512	68,441.92	45.47%
Bolnisi	0	0	0.00%	61100	8,364.68	13.69%
Interceptor	0	0	0.00%	22000	8,195.74	37.25%
Total	191555	112,634.13	58.80%	233612	72,519.56	31.04%

43. Thus, overall, 72,519.56 m sewer pipes (31.04% of required) & 112,634.13 m water supply lines (58.80% of required) have been laid.

### 2.3.3 Construction progress under MAR-02 sub-project, Construction of Wastewater Treatment Plant in Marneuli (MAR-02)

44. The progress of construction works under MAR-02 sub-project is given below.

**Table 8: Progress of Construction work of WWTP in Marneuli under MAR-02 Sub-Project**

Overall Progress	Amount in Euro		% of contract amount	
	Current Month	Cumulative	Current Month	Cumulative
Physical	79,179.15	4,810,678.42	0.89	53.97
Financial	63,343.32	3,892,650.12	3.08	48.28*

Note: Cumulative financial progress in % = Amount paid through IPCs for works + advance balance to recover ie 43.68% + 4.60% = 48.28%

45. Schedule-wise Progress under MAR-02 Sub-project is presented in the Table 9 below.

**Table 9: Cumulative Total Progress under MAR-02 Sub-project**

Cumulative Total Progress				
Schedule	Particulars	Up to Previous Month	Current Month	Total
(I)	Site Mobilization	99,23%	0%	99,23%
(II)	Excavation work	76.50%	1,30%	77,80%
(III)	Installation Civil work	41,29%	15,05%	56,34%
(III-1)	Installation Architectural work	14,80%	1,83%	16,63%
IV)	Supply of Equipments	58,64%	0,50%	59,14%
(V)	Installation Mechanical	0%	0%	0%
(VI)	Installation electrical	0%	0%	0%
VII)	Algeti 35kv Power Line relocation ( change order 1)	100,00%	0%	100,00%

46. Structure wise progress under MAR-02 Sub-project is presented in the Table 10 below.

**Table 10: Structure wise Progress under MAR-02 sub-project**

Cumulative Physical Progress	Up to Previous Month %				Current Month %				Total %			
	Civil	Mech.	Elec	Arch.	Civil	Mech	Elec	Arch.	Civil	Mech	Elec	Arch.
<b>Structures</b>												
Site mobilization & Soil Investigations	99,23	No	No	No	0,0	No	No	No	99,23	No	No	No
Temporary Fence	100	No	No	No	0	No	No	No	100,0	No	No	No
RC Wall	98,12	No	No	No	0	No	No	No	98,12	No	No	No
Coarse screen												
Inlet PS	79,83	No	No	No	0	No	No	No	79,83	No	No	No
Fine screen												
Aerated grit chamber												
Primary sed. tanks	11,19	0,00	0,00	0,00	4,30	0,00	0,00	0,00	15,49	0,00	0,00	0,00
Aeration tanks & distribution chamber	73,33	0,00	0,00	No	6,54	0,00	0,00	0,00	79,87	0,00	0,00	No
Blower Building												

Cumulative Physical Progress	Up to Previous Month %				Current Month %				Total %			
	Civil	Mech.	Elec	Arch.	Civil	Mech	Elec	Arch.	Civil	Mech	Elec	Arch.
Structures												
Site mobilization & Soil Investigations	99,23	No	No	No	0,0	No	No	No	99,23	No	No	No
Final sed. Tanks & distribution chamber	5,60	0,00	0,00	No	0,00	0,00	0,00	No	5,60	0,00	0,00	No
Sludge sump cum PS												
Digester												
Biogas utilization building & thickened sludge pump												
Primary sludge thickener & Digested sludge pump												
Mechanical Pre thickening building	100,0	0	0	6,50	0,00	0	0	1,75	100,0	0	0	8,25
Emergency sludge storage place												
Sludge dewatering building	98,81	0	0	6,50	0,00	0	0	1,75	98,81	0	0	8,25
Venturi channel cum outlook structure												
Treated effluent channel inlet box												
Treated effluent box												
Gas holder												
Gas torch												
Fecl3 dosing system												
Administration building	100,0	0,0	0,0	25,30	0,0	0,0	0,0	2,80	100,0	0,0	0,0	28,10
Service water tank & cum PS												
Garage & workshop	100,0	0,0	0,0	13,00	0,0	0,0	0,0	3,50	100,0	0,0	0,0	16,50
Scrubber area												
diesel tank area												
substation building-MCC 2	100,0	0,0	0,0	13,00	0,0	0,0	0,00	3,50	100,0	0,0	0,0	16,50
control room - operation build.	100,0	0,0	0,0	35,00	0,0	0,0	0,0	3,50	100,0	0,0	0,0	38,50

Cumulative Physical Progress	Up to Previous Month %				Current Month %				Total %			
	Civil	Mech.	Elec	Arch.	Civil	Mech	Elec	Arch.	Civil	Mech	Elec	Arch.
Structures												
Site mobilization & Soil Investigations	99,23	No	No	No	0,0	No	No	No	99,23	No	No	No
MCC-1												
MCC-3	100,0	0,0	0,0	36,50	0,0	0,0	0,0	3,50	100,0	0,0	0,0	40,00
Inter connection pipes including champers & manholes for drainage, pipe work, air piping system, potable water and technical water, fire-fighting system.												
Roads & Landscaping												
Commissioning of WWTP												

#### 2.3.4 Description of Any Changes to Project Design

47. During the reporting period January-June 2022, there were no changes in the design of the project. The layout of the Marneuli WWTP was changed during the previous reporting period. A DRAFT updated IEE has been prepared by the SC reflecting layout changes and sent to the UWSCG for review and comments, the agreed version will be sent to ADB for further comments and final approval in July 2022.

#### 2.3.5 Description of Any Changes to Agreed Construction methods

48. During the reporting period there were no changes in construction methods.

### 3. ENVIRONMENTAL SAFEGUARD ACTIVITIES

#### 3.1 General Description of Environmental Safeguard Activities

- 49.** A total of 6 site visits have been conducted at different times during reported period (January - June 2022) under CHI-01 and MAR-02 sub-projects and included:
- The monitoring of compliance of construction activities under CHI-01 project sites to the IEE/EMP requirements;
  - The monitoring of compliance of construction activities under MAR-02 project sites to the IEE/EMP requirements.
- 50.** A summary of the status of the monitoring visits, including dates of site visits, photographs, persons involved in site visits, etc., is shown in Table 12 below. During the reporting period, onsite training workshop and a meeting with representatives of the Contractors and the Supervision Consultant were held.
- 51.** Individual monitoring activities were conducted by Environmental Specialist of UWSCG/USIIP Ms. Ketevan Chomakhidze. Environmental Specialist of contractor under CHI-01 sub-project, Mr. Teodor Kalmakhelidze conducted daily monitoring of construction sites and developed monthly monitoring reports and represented to SC / Hill. Mr. Teodor Kalmakhelidze left the position during the reporting period and a new specialist has not been identified yet. IPMO will clarify the reason for the EP's removal, and details will be provided in the next SAEMR report as of in July-December 2022.
- 52.** Environmental, H&S Specialist, Mr. Guram Tandilashvili hired by Contractor under the MAR-02 sub-project conducted the day-to-day monitoring of the Marneuli WWTP construction site and developed monthly monitoring reports and represented to SC / Hill.
- 53.** Environmental Monitoring Specialist, Mr. Rezo Enukidze hired by Supervision Company under USIIP/T6 developed quarterly monitoring reports for UWSCG/USIIP based on the monthly reports submitted by Contractor, and environmental monitoring of construction sites. Mr. Rezo Enukidze also left the position during the reporting period and it was proposed to replace him with another specialist, Mr. Nikoloz Neparidze. IPMO will clarify this issue with the replacement of the environmental specialist, and the details will be presented in the next SAEMR report as of July-December 2022.
- 54.** Environmental Specialist of UWSCG/USIIP, Ms. Ketevan Chomakhidze performed monitoring of contractor's performance with the approved EMPs and SSEMPs, environmental standards and other environmental commitments of the contractor. ES develops Semi-annual Environmental Monitoring Reports (SAEMR) for USIIP/T6 and submits to ADB based on the quarterly reports prepared by SC and monitoring results of construction sites.
- 55.** The construction activities under CHI-01 sub-projects affecting the environment during the reporting period are as follows:
- Excavation works;
  - Removal of Surplus Soil;
  - Backfilling of Trenches;
  - PPE;
  - Manual works;
  - Reinforcement

56. The construction activities under CHI-01 and MAR-02 sub-projects affecting the environment during the reporting period are as follows:
- Excavation works;
  - Removal of Surplus Soil;
  - PPE;
  - Top soil stripping and storage;
  - Manual works;
  - Reinforcement

57. In accordance with the IEE, and the accompanying Environmental Monitoring Plan (EMP), the Contractor is required to undertake parametric measurements and observations on air quality, noise and socio-cultural resources. The monitoring guidelines were set as shown in the Table 11 below.

**Table 11: Parametric Measurement Guidelines under CHI-01 and MAR-02 Sub-projects**

Parameters	Frequency & Location	Remarks
<b>CHI-01</b>		
Air Quality	Quarterly. Reservoirs, Networks, Transmission Main	Watering site during excavation works to avoid dust spreading  Conduct measurements of PM2.5, PM10; CO Mg/m3; NO2 Mg/m3; SO2 Mg/m3
Noise	Quarterly. Reservoirs, Networks, Transmission Main	Ensure that all equipment & vehicles used for construction activity are in good condition  Limiting working hours to 8 am – 6 pm
Incorrect surplus/waste soil management	Monthly during the site inspection and audit	Utilize surplus/waste soil for beneficial purposes such as in construction or to raise the ground-level of low lying sites. Dispose extra waste soil at special disposal place identified by Municipality
Cultural heritage Disturbance to cultural resources	Every time along the alignment Archaeological & Cultural Properties	Contractor shall put in place a protocol for conducting any excavation work, to ensure that any chance finds are recognized and measures are taken to ensure they are protected and conserved.  Calling in the state archaeological authority if a find is suspected, and taking any action they require to ensure its removal or protection.



Parameters	Frequency & Location	Remarks
<b>MAR-02</b>		
Air Quality	WWTP construction site	Watering site during excavation works to avoid dust spreading  Conduct measurements of PM2.5, PM10; CO Mg/m3; NO2 Mg/m3; SO2 Mg/m3
Noise	WWTP construction site	Ensure that all equipment & vehicles used for construction activity are in good condition  Limiting working hours to 8 am – 6 pm
Cultural heritage Disturbance to cultural resources	Every time along the alignment Archaeological & Cultural Properties	Contractor shall put in place a protocol for conducting any excavation work, to ensure that any chance finds are recognized and measures are taken to ensure they are protected and conserved.  Calling in the state archaeological authority if a find is suspected, and taking any action they require to ensure its removal or protection.

- 58.** The whole reporting period (January – June 2022) went through pandemic situation of COVID-19. However, this did not affect the construction process and civil work went on regular basis. UWSCG and SC directed all concerned to take proper measures to prevent the pandemic and contractor's workers were advised to keep proper health hygiene by wearing facemask, hand washing and maintaining physical distances at the work sites.
- 59.** In response to COVID-19, the Government of Georgia and its Ministry of Internally Displaced Persons from the Occupied Territories, Labour, Health and Social Affairs of Georgia, issued the General Guidelines Related to Infection (COVID-19) which applies to all sectors of economic activity.
- 60.** General guidelines on COVID-19 have been additionally developed specifically for the construction sector (see Appendix D) by the Government of Georgia.
- 61.** This COVID-19 Construction Sector Guidelines have been created to provide construction project owners/operators and their employees and contractors with precautions to protect against the spread of COVID-19 on indoor and outdoor construction sites.
- 62.** In May 2020 SC / HILL has developed an emergency response plan (ERP) to prevent employees against COVID-19 (Please see ANNEX G). In addition, in June 2020 contractors updated all EH&S documents, including health and safety plans and site-specific environmental management plans.

- 63.** During the reporting period per the ERP plan and regulations, some additional precautions were taken against the spread of COVID-19 within the MAR-02 sub-project.
- 64.** There are no protected areas, wetlands, mangroves, or estuaries. Trees, vegetation (mostly shrubs and grasses), and animals in the subproject sites are those commonly found in built-up areas. The geological structure of the area is stable and no potential land subsidence is foreseen.

### **3.2 Site inspections/monitoring**


- 65.** Inspection and monitoring of construction sites under CHI-01 and MAR-02 sub-projects were conducted by ES of USIIP Ms. Kate Chomakhidze and safeguards team of SC/HILL including the social expert Ms. Kete Chubabria, taking into account all restrictions and regulations described in 30-35 paragraphs above. Day to day monitoring of sites under MAR-02 sub-project was conducted by the Environmental Specialist of Construction Company Mr. Guram Tandilashvili during the reporting period as well.
- 66.** ADB's Country Safeguard Mission (May 2022) headed by Ms. Ninette Pajarillaga, Country Environmental Focal, Senior Environment Specialist (Portfolio, Results, Safeguards and Gender Unit, Central and West Asia Department of ADB), visited MAR-01 and MAR-02 sub-projects under USIIP/T6. Ms. Nino Nadashvili, Associate Safeguards Officer, ADB Resident Mission in Georgia; Giorgi Kobaladze, ADB/PETA environmental consultant; Giga Gvelesiani, ADB RETA, resettlement consultant participated in the safeguards mission. Among other environmental and social safeguard issues the mission discussed the issue of i) Flooding of WWTP site in July 2020 and in May 2022 and possible future flooding of private properties, ii) revision in IEE due to change in layout of WWTP, iii) stakeholder mapping within 250 m distance of WWTP.
- 67.** The representatives of the SC explained during the site visit that flooding in May 2022 inured some part of WWTP and it got cleared after 3-4 days. Engineering team further clarified that contractor was asked to prepare technical solution so that private properties are not impacted by floods. Therefore contractor submitted proposals for extension of retaining wall to UWSCG. The following issues were agreed under MAR-02 sub-project to be fulfilled by UWSCG and SC/HILL: (i) IEE under Marneuli waste water system needs to be revised due to change of layout design of the project (prepared and sent to ADB for approval in August 2022); (ii) flooding accident report to be prepared, including action taken to avoid similar situation in future (prepared by SC/HILL in August 2022); (iii) flooding emergency response plan to be developed (prepared by UWSCG and SC/HILL in August 2022); (iv) mapping of properties within 250-meters radius and stakeholder engagement plan – shall part of semiannual environmental monitoring report (prepared by SC/HILL and UWSCG in June 2022); (v) report on actions taken by the Roads Department of Georgia on embankment protection (prepared in June 2022).
- 68.** The schedule of Joint inspection and summary of inspections/monitoring carried out under sub-projects during the reporting period January-June 2022 are provided in the Table 12 below. It should be noted also that the majority of non-compliances are improved by contractor during the reporting period, issues pending and need further improvement is presented in the Table 28 below.

**Table 12. Summary of site inspections/monitoring for CHI-01, MAR-01 and MAR-02 sub-projects.**


Date of Visit	Name of Company  Name of Contract	Auditors Name	Purpose of audit	Summary of any Significant Findings	Implemented Actions	<sup>4</sup> Implementation Status
<sup>5</sup> Continuously during reporting period (January-June 2022)	"Akkord Industry Construction Investment Corporation" OJSC CHI-01	Environmental, H&S Specialist of Contractor Mr. Teodor Kalmakhelidze	Day to day monitoring of sites Compliance with Environmental and HES requirements	Environmental, Health and safety issues on construction sites	Prepare Monthly Environmental Monitoring Reports and send to SC	Completed on the monthly basis during the reporting period, January-June 2022
		Environmental Specialist of Supervision Company HILL Mr. Rezo Enukidze	Compliance with Environmental safeguard requirements	Environmental issues on construction sites	Prepare Quarterly Environmental Monitoring Reports and send to UWSCG; Issue non-compliance if necessary	Completed in March 2022 and June 2022
30 June 2022		Social expert Ms.Kety Chubabria	Compliance with Environmental safeguard requirements	"Safari", "Avarioni" and "Bisi" area Workers in indispensable PPE Occupational safety issues must be taken into consideration, excavations at narrow streets are not barricaded with safety tapes and light barricades to safe	Letter describing Non-Compliance Notice observed during the site visit on 30 June 2022, please see Annex C to this report.	Completed, June 2022  <b>Not completed,</b> please see table 28 - Recommendations to Address Environmental


<sup>4</sup> The USIIP/T6/MAR-01 subproject has several pending non-compliance, which are described in paragraphs 52-57 in the subsection entitled: Pending issues under MAR-01 sub-project, and Implemented Measures.


<sup>5</sup> Due to the fact that construction work on the CHI-01 subproject was resumed only in May 2022, only a few monitoring activities were carried out during the reporting period

Date of Visit	Name of Company  Name of Contract	Auditors Name	Purpose of audit	Summary of any Significant Findings	Implemented Actions	Implementation Status
				<p>the site during the night time, poor safety condition, please see photo below, Photo N1</p> 		<p>Issues under USIIP/T6 sub-projects below, will be completed in July 2022 and reflected in the next SAEMR, July-December 2022</p>
28 May 2022		Environmental Specialist of SC Mr. Rezo Enukidze	Regular monitoring of sites	<p>The contractor shall ensure that all workers are conducted in a safe manner and works are provided with safety equipment and supervised by H&amp;S personal</p> <p>The Contractor shall complete activities, which are abandoned and might cause complaints from locals.</p>	Verbal instruction was given to contractor to immediately improve the situation.	<p>Completed in June 2022</p> <p>Completed in June 2022</p>
Continuously during reporting period	Toshiba Water Solutions Pvt. Ltd and IN-SI	Environmental, H&S Specialist of Contractor Mr. Guram	Day to day monitoring of sites  Compliance with	Safety issues on construction sites, Workers always should use complete set of PPE.	Prepare Monthly Environmental Monitoring Reports and send to SC	Performed monthly during the reporting period




Date of Visit	Name of Company  Name of Contract	Auditors Name	Purpose of audit	Summary of any Significant Findings	Implemented Actions	<sup>4</sup> Implementation Status
(January-June 2022)  GPC Coordinates:  X 44.840296  Y 41.465192	LLC  <b>MAR-02</b>	Tandilashvili	Environmental and HES requirements			
17 March 2022		Environmental Specialist of Supervision Consultant HILL Mr.Rezo E nukidze	Regular Environmental monitoring of sites	Entrance to the site is muddy and not maintained, there is huge pile of the subsoil at the side of the road that contains the risk of landslide, blocking the road and creating hazard of passengers and pollution of the river that is very close to the road.  Contractor to avoid piling the subsoil high height and too close to the roads and especially to the river.  Implement some protection measures that will ensure stability of the piled earth  Gravel the access road to the site, please see Photo	Verbal instruction was given to contractor to immediately improve the situation.  Non-Compliance Notice was issued and is presented in Annex C of this report.  (Photo-documentations are presented in Annex C, non-compliance note, 17 March 2022)	<b>Not yet completed,</b> please see table 28 - Recommendations to Address Environmental Issues under USIIP/T6 sub-projects below.  Instructions are given to contractor to arrange pilling subsoil in accordance with standards , will be completed in the end of July 2022 and reflected in the next SAEMR, July-December 2022



Date of Visit	Name of Company  Name of Contract	Auditors Name	Purpose of audit	Summary of any Significant Findings	Implemented Actions	<sup>4</sup> Implementation Status
				<p>N1</p>  <p>Flooding</p> <p>Flooding may destroy site surroundings and in case if during this year flooding will have place repeatedly the site itself will be flooded again. A retaining wall along the channel is considered to protect locals from possible flooding</p>		<p>Not yet completed, instruction is given to contractor to arrange pilling subsoil in accordance with standards , will be completed in the end of July 2022 and reflected in the next SAEMR, July-December 2022</p> <p>Completed, May</p>


Date of Visit	Name of Company  Name of Contract	Auditors Name	Purpose of audit	Summary of any Significant Findings	Implemented Actions	Implementation Status
				<p>Remaining from Concrete washing pit is excavated, but it there is no information that it was disposed according to WMP; Seems lots of concrete works are ahead proper concrete washing pit must be organized</p> <p>Storage area for hazardous waste handling is prepared, but it is not managed properly, please see Photo No1</p> <p>Photo N1:</p>  <p>Not properly segregated waste is observed in the project area, please see Photo No2</p> <p>Photo N2</p>		<p>2022</p> <p>Completed May 2022</p> <p>Completed, May 2022</p>

Date of Visit	Name of Company  Name of Contract	Auditors Name	Purpose of audit	Summary of any Significant Findings	Implemented Actions	<sup>4</sup> Implementation Status
				 <p>Housekeeping have to be improved.</p> <p>Smoking areas are marked, but they are not used, cigarette packs and butts are thrown all around the site.</p> <p>Additional training on this subject is needed.</p> <p>Construction waste possibly dumped by Local population is observed on waste soil along the access road.</p>		<p>Completed, April 2022</p> <p>Completed, April 2022</p> <p>Completed April 2022</p> <p>Completed April 2022</p>
19.03.2022		<p>USIIP Environmental Specialist Ms. Kate Chomakhidze</p> <p>Site visit was attended by the Head of the Department of Environmental Protection and</p>	<p>Regular Environmental monitoring of sites</p>	<p>Site internally should be better arranged, materials should be better segregated/stored and cleaned regularly, Photo N1</p>	<p>Verbal instruction was given to contractor to immediately improve the situation.</p> <p>Non-Compliance Notice was issued and is presented in Annex C of this report.</p>	<p>Completed, April 2022, please see improved photo of site Photo N1</p>



Date of Visit	Name of Company  Name of Contract	Auditors Name	Purpose of audit	Summary of any Significant Findings	Implemented Actions	<sup>4</sup> Implementation Status
		Permits Ms. Maka Goderdzishvili		 <p>Although the insecure connection to the power socket has been partially improved, all cables in the facility must be protected to avoid any damage to users of the power supply</p> <p>Concrete wash out pit should be arranged at construction site, "Concrete Rivers" should be immediately removed from the soil, Photo N2</p>	<p>(Photo-documentations are presented in Annex C, non-compliance note, 17 March 2022)</p> <p>Corrective Action Plan was prepared by contractor and is presented in the Annex D to this report.</p>	 <p>Completed, April 2022</p> <p>Completed, April 2022, please photo N2 below</p>  <p>Existing concrete</p>

Date of Visit	Name of Company  Name of Contract	Auditors Name	Purpose of audit	Summary of any Significant Findings	Implemented Actions	<sup>4</sup> Implementation Status
				 <p data-bbox="1099 805 1496 1177">In case planned to have some amount of fuel on the site – adequate protection of environment from spreading of accidentally spilled liquid (Precaution measures include – secondary containment capable to retain 110% of container volume should be arranged</p> <p data-bbox="1099 1193 1496 1329">Top Soil should be stored properly and managed in accordance with the required regulations</p>		<p data-bbox="1825 272 2089 408">spots on WWTP site were removed, please see photo N3 below</p>  <p data-bbox="1825 778 2089 842">Completed, April 2022</p> <p data-bbox="1825 1166 2089 1329">Partially Completed in April 2022, additional improvements are required</p>

Date of Visit	Name of Company  Name of Contract	Auditors Name	Purpose of audit	Summary of any Significant Findings	Implemented Actions	<sup>4</sup> Implementation Status
				<p>Proper waste containers with roof &amp; and concrete basement should be installed at the storage area</p> <p>Provide warning signs or safety tapes around open trenches on the construction area for safety issues of workers, Photo N3</p>  <p>Workers always should use complete set of PPE</p>		<p>Completed, April 2022</p> <p>Completed, April 2022</p> <p>Completed, April 2022</p>

Date of Visit	Name of Company  Name of Contract	Auditors Name	Purpose of audit	Summary of any Significant Findings	Implemented Actions	<sup>4</sup> Implementation Status
24 May 2022, ADB's Country Safeguards Mission		<p>Headed by Ms. Ninet Pajarilaga, Country Environmental Focal; Ms. Nino Nadashvili, Associate Safeguards Officer Georgia Resident Mission Asian Development Bank; George Kobaladze, ADB RETA, Environmental Consultant; Giga Gvelesiani, ADB RETA, Resettlement Consultant</p> <p>Ms. Kate Chomakhidze UWSCG/USII P/Environmental</p>	Annual environmental Safeguard Mission	<p>The following issues were agreed under MAR-02 sub-project to be fulfilled by the end of June 2022:</p> <p>(i) IEE under Marneuli waste water system needs to be revised due to change of layout design of the project;</p> <p>(ii) flooding accident report to be prepared, including action taken to avoid similar situation in future;</p> <p>(iii) flooding emergency response plan to be developed;</p> <p>(iv) mapping of properties within 250-meters radius</p>	Non-compliance issues were discussed at the wrap-up meeting at UWSCG, on May 24 2022	<p>A DRAFT updated IEE has been prepared by the SC and sent to the UWSCG for review and comments, the agreed version will be sent to ADB for further comments and recommendations in July 2022.</p> <p>Completed June 2022</p> <p>Not yet completed, will be prepared in July 2022</p> <p>Completed, please</p>

Date of Visit	Name of Company  Name of Contract	Auditors Name	Purpose of audit	Summary of any Significant Findings	Implemented Actions	<sup>4</sup> Implementation Status
		consultants		<p>and stakeholder engagement plan – shall part of semiannual environmental monitoring report;</p> <p>(v) copy of hydrological study prepared by contractor to be part of updated IEE;</p> <p>(vi) report on actions taken by the Roads Department of Georgia on embankment protection</p> <p>Other Environmental and social issues</p> <p>(i) Complaints log of social and environmental issues to be easily available at construction site, and filled by affected people</p>		<p>see paragraph 74-75 of this report</p> <p>Completed, June 2022</p> <p>Completed, June 2022</p> <p>Completed immediately, compliant log. is available at WWTP construction site.</p>

### 3.3 Issues Tracking (Based on Non-Conformance Notices)

69. One Non-Conformances Notice (NCN) have been issued to contractor after the site visits under CHI-01 sub-project and two NCN under MAR-02 sub-project. The contractors were always informed on the detected non-conformances and were demanded to improve on the deadline set and send photos of improvements. Environmental team of HILL and UWSCG/USIIP monitored the improvements during the next monitoring visits. Non-compliances issued under CHI-01 and MAR-02 sub-projects are presented in table 12 above and Annex C of this report. Corrective action plans were developed by contractors and improved photos of sites were send to UWSCG, please see Annex D to this report.
70. A summary of the identified environmental issues for January-June 2022 under CHI-01 sub-project is presented in Table 13 below.
71. There is one open issues under CHI-01 sub-project. Occupational safety issues must be taken into consideration, excavations at narrow streets are not barricaded with safety tapes and light barricades to safe the site during the night time

**Table 13: Summary of Issues Tracking Activity for Current Period CHI-01**

<b>Total Number of Issues for Project</b>	<b>4</b>
<b>Issues Opened This Reporting Period</b>	<b>1</b>
<b>Issues Closed This Reporting Period</b>	<b>3</b>
<b>Percentage Closed</b>	<b>75%</b>

72. A summary of the identified environmental issues for January-June 2022 under MAR-02 sub-project is presented in Table 14 below.

**Table 14: Summary of Issues Tracking Activity for Current Period MAR-02**

<b>Total Number of Issues for Project</b>	<b>9</b>
<b>Issues Opened This Reporting Period</b>	<b>2</b>
<b>Issues Closed This Reporting Period</b>	<b>7</b>
<b>Percentage Closed</b>	<b>78%</b>

73. There are three open issues under MAR-02 sub-project, as contractor has improved most of the non-compliances during the reporting period. Non-compliances that still needs improvement is as follows: (i) Entrance to the WWTP site is muddy and not maintained; (ii) there is huge pile of the subsoil at the side of the road that contains the risk of landslide, blocking the road and creating hazard of passengers and pollution of

the river that is very close to the road; Contractor to avoid piling the subsoil high height and too close to the roads and especially to the river; (iii) flooding may destroy site surroundings and in case if during this year flooding will have place repeatedly the site itself will be flooded again. A retaining wall along the channel is considered to protect locals from possible flooding

### 3.4 Trends

74. The information from previous period reports and the current period are used to identify trends in issues solved and closed. The status of main issues in SAEMR during the previous and current reporting periods are presented in table 15 below.
75. Overall improvement is observed in environmental conformance since the number of total non-compliances is being decreased from 33 to 13, but still needs efforts to improve the situation as percentage of issues which are still open is being increased. Non-compliances that still needs improvement are already discussed in previous section in para 69 and 73. The trending of issues presented in table below depicts that percentage of issued not yet closed is being increased from 6% to 23% and overall trends are not positive.
76. There is also one pending issue which is not solved not only within the current SAEMR but during the previous reporting period as well, this is the huge pile of the subsoil under MAR-02 sub-project at the side of the road that contains the risk of landslide, blocking the road and creating hazard of passengers and pollution of the river that is very close to the road; Contractor to avoid piling the subsoil high height and too close to the roads and especially to the river; and flooding which may destroy site surroundings and in case if during this year flooding will have place repeatedly the site itself will be flooded again. Instruction are given to contractor to improve the situation and to conduct relevant mitigation measures by the end of July 2022
77. Corrective actions are being taken by the contractors to fix the non-compliance highlighted during the reporting period related to HSE conditions improvements, Storage area for hazardous waste handling is prepared, but it is not managed properly Proper waste containers with roof & and concrete basement should be installed at the storage area. Contractor is reporting the follow up actions to SC as attached in Annex E to this report.
78. A summary of identified trends for CHI-01 and MAR-02 sub-projects for the reporting period January-June 2022 compared to July-December 2021 is presented in Table 15 below.

**Table 15: Summary of identified trends in environmental issues**

Semi-Annual EMR No	Total No of Issues	% issues Closed	% issues closed late
July-December 2021	33	94%	6%
January-June 2022	13	77%	23%

79. As it was already mentioned above all EH&S issues still opened under the CHI-01 and MAR-02 sub-projects are presented in the table 28 below. Deadlines for improvement of situation are indicated by the end of July 2022. The Summary of identified trends under CHI-01 and MAR-02 sub-projects during the reporting period – January-June 2022 is presented in the Table 15 above.

### 3.5 Unanticipated Environmental Impacts or Risks

#### COVID-19

80. During the reporting period, COVID-19 is viewed as an unanticipated impact and risk to the community and workers, however, IPMO, SC and Contractor have taken all appropriate measures to minimize this risk. These measures, inter alia, included updating the relevant SEMP's by the contractor, developing emergency management plan by SC, etc. More details are provided in paragraphs 58-64 above.

#### Flooding of the WWTP site:

81. The WWTP site is located on the banks of the Algeta River, and due to increased water flow in the river, the WWTP site was flooded on July 16, 2020. Flood waters occupied the territory of the WWTP, damaging some temporary fences, lighting poles, entrance gates, etc.

82. Contractor informed SC and UWSCG that the population of Sabirkendi village (Marneuli WWTP construction area) will not allow access to WWTP site from 21 July 2020 because they have apprehension that construction of WWTP will change landscape and expose them to flooding risk as Algety river may be forced to change its flood plain once restricted by WWTP. The population of village did not allow works to proceed. The works were restarted from November 2020 after many meetings with local population and assurance to provide flood protection measures.

83. UWSCG in March 2021 asked SC for proposals to protect private houses and properties from flooding. The 95% of retaining wall has been constructed in beginning of year 2021.

84. The environmental and social experts of SC and UWSCG visited site on 24 September 2021 and reported that the Local people, living close to the site informed that the retaining wall constructed in WWTP will protect construction site from the flood water during the flood season, but it will direct water to their farmland and living houses. The population requested to build the retention wall along the Algeti riverbank adjusting the farming lands.

85. The flood water of Algeti River has again entered WWTP site in morning of 09.05.2022. The flooding water came from north – west direction where Wall extension has been proposed. On request of UWSCG, Contractor conducted soil investigations and reviewed hydrology of River provided by UWSCG and submitted proposals for extension of retaining wall by 223.5 m length in North-west direction, mapped the houses and identified most vulnerable residential and agricultural areas.



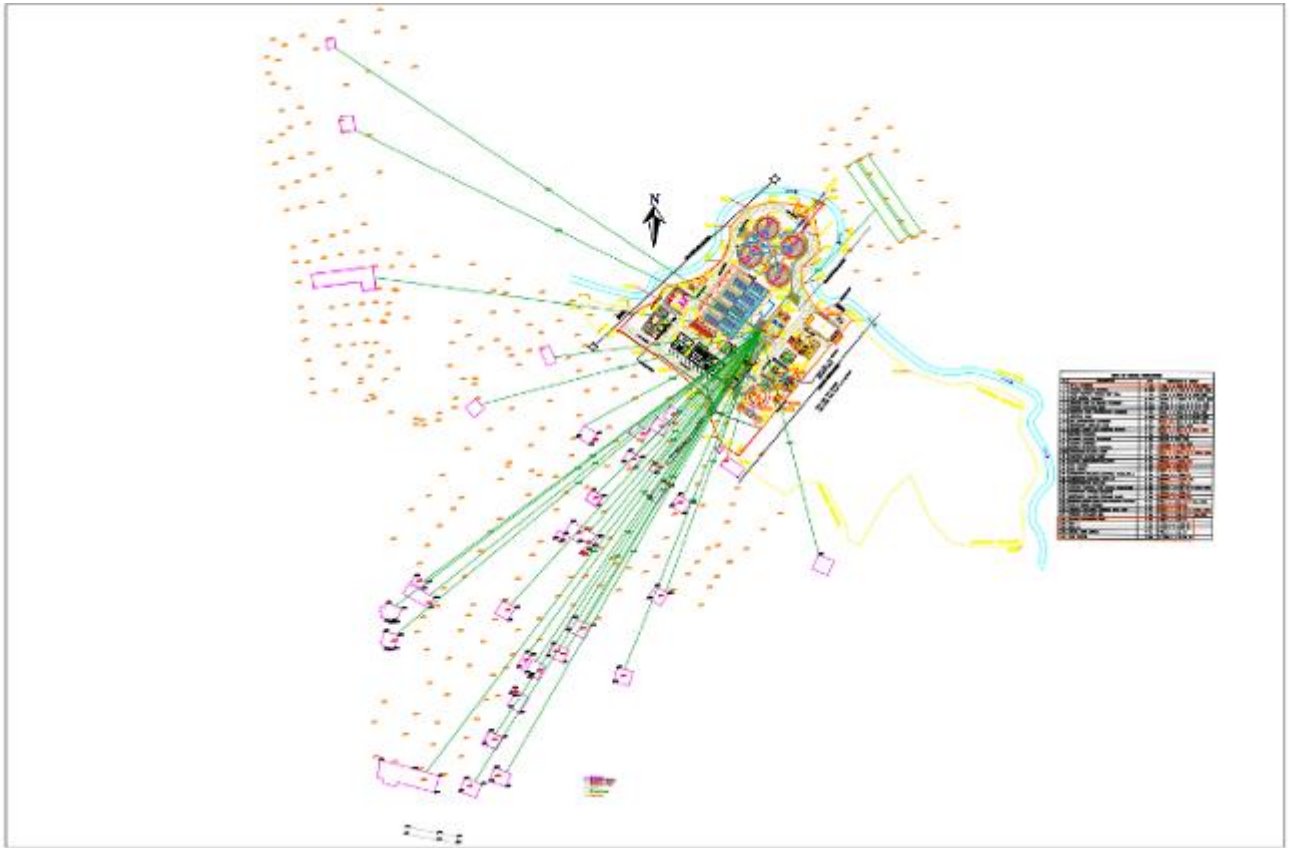
Hydraulic study of the area has already been conducted.

86. UWSCG was consulting with the contractor to order construction of additional retention wall, but after lot of discussions the decision was made to build this retention wall by the Roads Department under MRDI.
87. According to the latest information from the Road Department, the tender will be announced for this work probably in late August 2022.

#### **Stakeholder Mapping under MAR-02 sub-project within 250 m distance from WWTP**

88. In order to protect WWTP for further flooding the Map of the houses and green properties near WWTP site was prepared in June 2022 (please see Fig.1 below). There are two green field areas on opposite bank and are shown as rectangles in green colour. The water level of these two areas is 377 and maximum flood level is 380. As such these are likely to be flooded in vase of flood with level more than 377. The houses are shown in pink rectangles. There are 3 houses having ground level less than 380 and these are to be flooded with flood of 380 level. But the level of these houses is about 379.5 m. As such these will be flooded in case of flood of more than 379.5 m. The frequency of such floods will be low. In all there are 3 houses located at a distance of less than 250 m. other houses are located at a distance more than 250 m are also shown in the figure 5.
89. The houses are shown in pink rectangles. There are 3 houses having ground level less than 380 and these are to be flooded with flood of 380 level. But the level of these houses is about 379.5 m. As such these will be flooded in case of flood of more than 379.5 m. The frequency of such floods will be low. In all there are 13 houses located at a distance of less than 250 m. other houses are located at a distance more than 250 m are also shown in the map.

Figure 1: Mapping of Houses near WWTP



## 4. RESULTS OF ENVIRONMENTAL MONITORING

### 4.1 Overview of Monitoring Conducted during Current Period

90. During the reporting period Environmental measurements of Noise level and ambient air Quality were carried out by contractor under MAR-02 sub-project.

91. Noise standards defined by IFC/WHO 1999, are presented in the Table 16 below.

**Table 16: Noise Level Guidelines**

Noise	dBA		dBA	
	National Regulations		WHO	
Receptor	Daytime 07:00 - 22:00	Nighttime 22:00 - 07:00	Daytime 07:00- 22:00	Nighttime 22:00- 07:00
Residential; institutional; educational	55	45	55	45
Industrial; commercial	70	70	70	70

92. Air pollution standards by IFC/WHO 1999, are presented in the Table 17 below.

**Table 17: Air pollution Guidelines**

Contaminants	IFC/WHO Guideline Value (Limit mg/m <sup>3</sup> )
1	2
Inorganic dust	(*IFC does not have a standard for "inorganic dust". Instead IFC applies standards for PM2.5 and PM10). PM10 – 0,02/1 Year 0,05/24 Hour PM2,5-0,01/1 Year 0,025/24 Hour
Carbonic monoxide	n/a
Nitrogen dioxide (NO <sub>2</sub> )	0,2/ 1 Hour 0,04/1 Year

Contaminants	IFC/WHO Guideline Value (Limit mg/m <sup>3</sup> )
1	2
Aldehyde	n/a

93. Georgian Standards for noise level is presented in the table 18 below.

**Table 18: Georgian Standards for Noise Levels**

Purpose/use of area and premises	Allowable limits (A-Weighted Decibels (dBA))		
	L <sub>day</sub>		23:00 – 08:00 L <sub>night</sub> , Night
	08:00 - 19:00, Day	Evening 19:00-23:00	
Educational facilities and library halls	35	35	35
Medical facilities/chambers of medical institutions	40	40	40
Living quarters and dormitories	35	30	30
Hospital chambers	35	30	30
Hotel/motel rooms	40	35	35
Trading halls and reception facilities	55	55	55
Restaurant, bar, cafe halls	50	50	50
Theatre/concert halls and sacred premises	30	30	30
Sport halls and pools	55	55	55
Small offices (≤100m <sup>3</sup> ) – working rooms and premises without office equipment	40	40	40
Small offices (≤100m <sup>3</sup> ) – working rooms and premises without office equipment	40	40	40
Conference halls /meeting rooms	35	35	35
Areas bordering with houses residential, medical establishments, social service, and children's facilities (>6 story buildings)	55	50	45
The areas bordering with hotels, trade, service, sport, and public organizations	60	55	50

Note: in case noise generated by indoor or outdoor sources is impulse or tonal, the limit must be 5dBA less than indicated in the Table.

94. Table 19 shows the threshold values of the major air pollutants as defined by the GEO, IFC and EU legislation.

**Table 19: Ambient Air Quality Standards**

Parameter	Averaging Period	Limit (µg/m <sup>3</sup> )		
		Maximum Permissible Concentration (MPC) in Georgia	IFC Guideline Value	EU Ambient Air Quality Guidelines
Nitrogen Dioxide (NO <sub>2</sub> )	30 minutes	200	-	-
	1 Hour	-	200	200
	24 Hours	40	-	-
	1 Year	-	40	40

Parameter	Averaging Period	Limit ( $\mu\text{g}/\text{m}^3$ )		
		Maximum Permissible Concentration (MPC) in Georgia	IFC Guideline Value	EU Ambient Air Quality Guidelines
Sulphur Dioxide ( $\text{SO}_2$ )	10 minutes	-	500	-
	30 minutes	500	-	-
	1 Hour	-	-	350
	24 Hours	50	20	125
Carbon Monoxide (CO)	30 minutes	5,000	-	-
	24 Hours	3,000	-	-
Total Suspended Particulates (TSP) / Dust	24 Hours	150	-	-
	30 minutes	500	-	-
PM10	1 year	40	20	40
	24 hours	50	50	50
PM2.5	1 year	25	10	25
	24 hours	-	25	-
Ozone	8-hour daily max.	120	100	120

95. The Georgian Standards for vibration are designed for human comfort. These are shown in 20. Note that no standards for building damage exist.

**Table 20: Georgian vibration values**

Average Geometric Frequencies of Octave Zones (Hz)	Allowable Values $X_0, Y_0, Z_0$			
	Vibro-acceleration		Vibro-speed	
	$\text{m}/\text{sec}^2$	dB	$\text{m}/\text{sec } 10^{-4}$	dB
2	4.0	72	3.2	76
4	4.5	73	1.8	71
8	5.6	75	1.1	67
16	11.0	81	1.1	67
31.5	22.0	87	1.1	67
63	45.0	93	1.1	67

Note: It is allowable to exceed vibration normative values during daytime by 5 dB during daytime. In this table of inconstant vibrations, a correction for the allowable level values is 10dB, while the absolute values are multiplied by 0.32. The allowable levels of vibration for hospitals and rest houses have to be reduced by 3dB.

96. During the reporting period, environmental quality measurements were not carried out within the framework of CHI-01 sub-project, therefore UWSCG/USIIP issued SC to issue a non-compliance notice to the contractor to ensure that environmental quality measurements are carried out during the next reporting period (July-December 2022) and provide the measurement data to UWSCG.

97. During the reporting period January-June 2022, environmental quality measurements under the MAR-02 subproject have been carried out only once, and not on the monthly basis, as required by the IEE/EMP. To improve the situation, the UWSCG/USIIP Environmental Consultant gave the Contractor and the Supervision Consultant several verbal instructions, and issued non-compliances via email communication. Additional

measures will be conducted by UWSCG to improve the frequency of environmental quality measurements and reflected respectively in the next SAEMR, July-December 2022.

98. Environmental quality measurements of ambient air quality, noise and vibration within the framework of the MAR-02 subproject were carried out by the Ltd. “ECO-Spectri” in June 18, 2022, for more detailed information please see Annex A to this report. The results of the measurement are presented in the Tables 21, 22 and 23 below. All measurements were carried out from 10:18 to 11:55 period.

99. Below are shown 20 min. average air pollution concentration data of (PM2.5 and PM10) measured on June 22 2022 (10:44 - 12:03), by LTD “Eco-Spectri” in Marneuli WWTP Construction site (more details are provided in Annex A to this report). As the results showed, the average dust concentration was not exceeded the limit, and therefore no additional mitigation measures are required.

**Table 21: Environmental quality measurements results MAR-02, January-June 2022**

#	Place of measurement	Coordinates	Results	
			PM2.5 µg/m3 24 hours	PM10 µg/m3 24 hours
	National Environmental Standard (Maximum Permissible Level) and WHO Standards		25 (WHO)	50 (WHO)  50 (National Regulations)
1	Marneuli WWTP  Result - N1 Point (At the Construction site)	X 44.840153  Y 41.464544	<b>6.4</b>	<b>14.65</b>

100. Below are shown 20 min. average air pollution concentration data of CO, NO2, O3, measured on June 22 2022 (10:44 - 12:03) in Marneuli WWTP Construction site (more details are provided in Annex A to this report). As the results showed, the average air pollution concentration is not exceeded the limit, therefore no additional mitigation measures are required. Georgian regulation son Ambient Air Quality Standards are presented in the table 19 above.

**Table 22: Measurement results air pollutants**

#	Place of Measurement	CO (µg/m3)	NO2 (µg/m3)	O3 (µg/m3)	VOC (µg/m3)
1	Marneuli WWTP Result - N1 Point (At the Construction site)	<0,0	98.8	12.4	138.7

**101.** Below are shown average noise level, measured on 22 June 2022 (10:18 - 11:55) in Marneuli WWTP Construction site on two locations: 10m distance from noise source and the nearest sensitive receptor (50m distance from the noise source - the yard of the nearest residential house). More detailed measurement data is provided in Annex A to this report. According measurement data of 22 June 2022, conducted by the LTD “Eco-Spectri” noise level exceed the standards of the National Regulations and World Health Organization (IFC/WHO), 1999 in Marneuli WWTP construction site and therefore additional mitigation measures are required. IFC/WHO standards for Noise and Air pollution are presented in Tables 16 and 17 above. Mitigation measures which include but not to limited the following actions: to Plan activities in consultation with SC and IPMO/UWSCG so that activities with the greatest potential to generate noise are planned during periods of the day that will result in least disturbance; Noisy construction activities will be avoided during night time; Install noise barriers (e.g., panels, curtains, or partitions) to reduce the emission of engine noise. More detailed information is provided in the Table 28 below.

**102.** It should be noted also that environmental quality measurements carried out at the nearest sensitive receptors of construction sites, were temporary and conducted during the daytime from 10:18am to 11:55pm and no complaints were received from the local population about the noise during the reporting period.

**Table 23: Results of Noise measurement in Construction site and the nearest residential house**

#	Location	Coordinates	dBA Results 24 hours	dBA National Regulations		dBA WHO	
				Daytime 07:00-22:00	Nighttime 22:00-07:00	Daytime 07:00-22:00	Nighttime 22:00-07:00
				1	Marneuli WWTP Result - N1 Point (At the	X 44.840153 Y 41.464544	64.7

#	Location	Coordinates	dBA Results 24 hours	dBA		dBA	
				National Regulations		WHO	
				Daytime 07:00- 22:00	Nighttime 22:00- 07:00	Daytime 07:00- 22:00	Nighttime 22:00- 07:00
	Construction site)						
2	Nearest residential house  Result - N2 Point (At the Res. Building)	X 44.839881 Y 41.465206	48.9				

### Used Measuring Device Noise, vibration, Air Pollution

#### Noise

- 103.** The Ltd “Eco-Spectri” used the equipment of the Polish company "SVANTEK", "SVAN 971" series for measuring noise (Figure 2, Figure 3).
- 104.** SVAN 971 series Sound Level Meters by Polish Svantek are appliances with Class 1 IEC 61672-1:2013 accuracy, capable of storing up to 100000 records. SVAN 971 offers a wide range of results in all needed weighting filters (A, C, Z), as well as 1/1 and 1/3 Octave spectra. SVAN 971 Sound Level Meter allows gaining most resultant noise units: Lpeak, Lmax, Lmin, L, Leq, LE, Lden, LEPd, Ltm3, Ltm5, Leq statistics (Ln), expected Leq value (EX), standard Leq deviation (SD), measurement time and overload time % (OVL), etc. SVAN 971 software allows developing graphical, table or text results of the accomplished measurements. The noise meter can store the received signals in internal memory and describe each signal according to level and date stamp. The device has a wind protective cap reducing the impact of environmental conditions (wind, temperature) during recording). As per the International Finance Corporation, the noise level must be measured by using the 1st or 2nd class noise meter meeting the requirements of the guideline of the “International Electrotechnical Committee”. As per the same guideline, the noise monitoring is possible to provide with the aim to identify the existing background noise level of the environment adjacent to the design or existing facility or to examine the noise level in the operation phase.



**Figure 2: “REED” R8080 Sound Level Meter**



**Figure 3: Organization-owned noise meter**



**105.** Noise meter configurations during the study were:

- Noise measurement range: 30-130 dB;
- Noise meter response speed: Slow (1 second);
- Frequency weight: A.
- Type of microphone: 0.5" (12.7 mm.) el. Condensator.

### **Vibration**

**106.** The VM40 is designed for measuring vibration in buildings, bridges, towers, pipelines and various other large structures. The measurements serve to prevent possible structural damage or disturbance to people. The VM40 contains a sensor, recording and evaluation electronics and an accumulator in its robust casing. It is especially suitable for autonomous operation over longer periods of time e.g. on construction sites.

**Figure 4: Triaxial Vibration Monitor VM40A/B**



- 107.** The instrument contains three highly sensitive piezoelectric systems for vibration measurement of all three special dimensions. The signal processing is controlled by a microprocessor. The VM40 is operated via its seven keypad buttons and illuminated LCD display. The measurement data can be transferred to a PC via the USB interface. The instrument also has a port for connecting a charger and a relay output for the external signaling of vibration occurrences.

#### **Air Measuring Device**

- 108.** The New Zealand based “Aeroqual Series 500 Portable Air Quality Monitor” is used to measure air. The air quality meter allows real-time monitoring of air pollutants. The device measures the concentrations of the following major pollutants in the air:
- Particulate Matters 10 $\mu$ m and 2.5 $\mu$ m (PM10, PM2.5);
  - Nitrogen Dioxide (NO<sub>2</sub>);
  - Carbon Monoxide (CO);
  - Ozone (O<sub>3</sub>);
  - Volatile Organic Compounds (VOC).
- 109.** The Figure 5 and Figure 6 - below shows the “Aeroqual Series 500 Portable Air Quality Monitor”.

**Figure 5: “Aeroqual Series 500 Portable Air Quality Monitor”**



**Figure 6.: “Aeroqual Series 500 Portable Air Quality Monitor”**



- 110.** The device has different sensors for each type of harmful substance. The device has the following types of sensors:
- Gas sensitive semi-conductor sensor (GSS);
  - Gas sensitive electrochemical sensor (GSE);
  - Laser Particle Counter (LPC);
  - Photo Ionization Detector (PID).
- 111.** During performing the measurement, the device records the average minute data of the obtained samples. Measurements was made within 20 minutes.

### **Conducted Measurements**

- 112.** As it was already mentioned above the measurement was carried out in Marneuli, on the construction site of the sewage treatment plant and on the territory of the nearest residential house. The measurement was made on 06/22/2022, for two hours. The measurement of noise, vibration and concentrations of the main polluting substances of the ambient air was carried out continuously for two hours.
- 113.** The measurement was carried out in the area of the construction site and in the nearest residential building, which is located approximately 50 meters away from the construction site. During the measurement, construction works were being carried out with high intensity, and during the measurement period a truck, a construction excavator and a mobile crane were moving to the construction site.
- 114.** The measurement process was not affected by any weather conditions (rain, wind). The air temperature during the measurements was as follows:

- 2022/06/23 - 23 oC - Relative Humidity 46%.<sup>6</sup>

115. The concentration levels of noise, vibration and major air pollutants were measured in line with the requirements of Georgian Legislation and the methodology and procedures developed by the Company.
116. Figure 7 and Figure 8 below show the measurement points, project zone and measurement location.

**Figure N7: Project Zone**



**Figure N8: Measurement Locations**



---

<sup>6</sup> Source - <http://meteo.gov.ge/>.

117. The baseline measurements were performed to identify the levels of noise, vibration and major air pollutants. The detailed data of the gained results are given in Annex A to this report and its annexes:

- Annex N1: Photos of the conducted measurements;
- Annex N2: Noise measurement results;
- Annex N3: Graphical data for noise measurement;
- Annex N4: Vibration Measurement Results (Protocol);
- Annex N5: Air measurement results;
- Annex N6: Certificates of expert participating in the measurement;
- Annex N7: Device Calibration forms.

118. For the average values of the conducted measurements see in Table 24 below.

**Table 24: Result of measurements**

Measurement Parameter		Value	Source of Pollution
Noise dBA	Norm of Georgian legislation (Adjacent to Residential house)	Day	55
		Night	45
	Norm of Georgian legislation (Commercial / Industrial Territory)	Day - Night	60
	Recommendation of the "US National Institute for Occupational Safety and Health" (NIOSH)	8 Hour	85
	Result - N1 Point (At the Construction site)	2 Hour	64.7
	Result - N2 Point (At the Res. Buildint)	2 Hour	48.9
Vibration	DIN 4150-3 Standard	5	Construction Works

Measurement Parameter		Value	Source of Pollution
mm/s	Result (Maximum value recorded)	1.82 <sup>7</sup>	
PM2.5 (µg/m3)	Allowable Concentration	24 Hour	25
	Result	20 Minute	6
PM10 (µg/m3)	Allowable Concentration	24 Hour	50
	Result	20 Minute	15
NO2 (µg/m3)	Allowable Concentration	1 Hour	200
	Result	20 Minute	99
O3 (µg/m3)	Allowable Concentration	8 Hour	120
	Result	20 Minute	12
CO (µg/m3)	Allowable Concentration	8 Hour	10
	Result	20 Minute	<0.0
VOC (µg/m3)	Allowable Concentration	-	1000
	Result	20 Minute	128

- 119.** As can be seen from the received data, the noise level at point N1 (construction site) exceeds the norm established by the legislation of Georgia (commercial / industrial area). The noise level observed at this point is significantly lower than the permissible norm of "NIOSH" (85 dBA). The noise level at point N2 (near the house) is lower than the norm established by the Georgian legislation and amounts to 45.5 dBA.
- 120.** A building (about 8-9 m high) is located between the point of construction works and the measurement points near the residential house, which is an obstacle (barrier) for noise propagation. Based on this, even during the period when the noise level recorded at the construction site was at its maximum level, there was no significant change in the noise level in the vicinity of the residential house.
- 121.** At point N2 (near the house), the peak noise level was recorded in the five-minute interval from 10:05 to 10:10, which was 52.1 dBA.

---

<sup>7</sup> The initial and final vibration data are relatively high, which is due to the touch of the device on and off button, as well as moving around the device. Therefore, the initial and the final data are not used in the assessment.

- 122. During the measurement period, an increase in the level of vibration exposure was systematically recorded. It should be noted that in the building where the vibration measurement was taking place, people were moving, which significantly affected the vibration level. Nevertheless, during the measurement period, there was no exceedance of the reference indicators of the DIN 4150-3 standard.
- 123. According to the subjective assessment of the vibration measurement operator, the increase in the above-mentioned vibration level is caused by the movement of people in the building, and not by the production of construction works.
- 124. As can be seen from the measurement results, the level of concentrations of particulate matter in the ambient air is lower than the norm established by the legislation of Georgia and the norm/recommendation of the World Health Organization.
- 125. In the 20-minute measurement interval, the highest level of particulate matter was recorded as PM2.5 - 10 ( $\mu\text{g}/\text{m}^3$ ), and PM10 - 24 ( $\mu\text{g}/\text{m}^3$ ).
- 126. The concentrations of the main air polluting substances (CO, NO<sub>2</sub>, O<sub>3</sub>, VOC) are lower than the norm established by the legislation of Georgia.

## 4.2 Trends

- 127. All mitigation measures identified within the IEE/EMP, SEMP's under CHI-01 and MAR-02 sub-projects are mostly implemented, but additional mitigation measures required which are presented in the table 28 below.

## 4.3 Summary of Monitoring outcomes

- 128. Noise level during the construction period under MAR-02 sub-project exceeded the existing standards of IFC/WHO and therefore additional mitigations measures are required from contractor, those are presented in table 28 below.

## 4.4 Material resources Utilization

### 4.4.1 Current Period

- 129. The following information for material resources utilization was provided by the contractor within the framework of the MAR-02 sub-project during the reporting period January-June 2022.

**Table 25: Material Resources Utilized under MAR-02 sub-project**

Item	Quantity (January-June 2022)
Water	5,00.00 m <sup>3</sup>
Electricity	32,700.00 kW
Fuel	41196 L

130. The contractor didn't provided data on material resources utilization under CHI-01 sub-project. Contractor is strongly requested by IPMO and SC to provide this information for the next reporting period, which will be reflected in the next SAEMR, July-December 2022.

#### 4.4.2 Cumulative Resources Utilization

131. Cumulative resources utilization was nor provided by contractor, despite the numerous verbal requests and instruction given to contractor and SC. UWSCG will ensure to provide requested information in the next SAEMR, July-December 2022.

### 4.5 Waste Management

#### 4.5.1 Current Period

##### CHI-01

132. CHI-01: At the construction sites under the CHI-01 sub-project is mainly produced household, construction (inert, surplus soil) and hazardous waste.
133. Mainly household waste is collected in municipal containers. Local municipality is responsible for the disposal of household waste.
134. The local Municipality of Chiatura is responsible for the disposal of household waste under CHI-01 sub-project, LTD "Sanitary" is constructed by contractor "AKKORD" for the disposal of hazardous waste. For disposal of inert waste, the special place is allocated for contractor which is previously agreed with the Municipality of Chiatura.

##### MAR-02

135. MAR-02: At the construction sites under MAR-02 sub-project mainly household, construction (inert, surplus soil) and hazardous waste are produced.
136. Household waste about 15 m<sup>3</sup> (monthly) is collected by Municipal waste service company in municipal containers and disposed at the Marneuli landfill.
137. Household waste is collected by Municipal waste service company and disposed at the Marneuli landfill - village Kizilajlo
138. Construction waste (inert, surplus soil) are disposed according to the letter from Solid Waste Management Company at the Marneuli landfill.
139. Hazardous waste (paint/oil containers, gloves contaminated by oil and other) is collected/stored at the construction territory on the special arranged place for future disposal.
140. Hand over forms for Disposal of household waste and disposal of the construction waste and soil is provided in the Annex H below.



**Table 26: Material Resources Utilized under MAR-02 sub-project**

Item	Monthly
Household waste	15m <sup>3</sup>

#### 4.5.2 Cumulative Waste Generation

Not yet applicable.

### 4.6 Health and Safety

#### 4.5.1 Community Health and Safety

141. No community incidents have been reported by SC during reporting period under CHI-01 and MAR-02 sub-projects.

#### 4.5.2 Worker Safety and Health

##### CHI-01

142. Environmental H&S specialist of contractor under CHI-01 sub-project Mr. Tengo Kalmakhelidze was performing day-to-day monitoring of Health & Safety on the Sites and press the Contractor to improve the provision of trench barriers in roads and to provide suitable work boots for the labour force.
143. Health & safety and environment issues which were covered during the reporting period are as follows:
- Ground works;
  - Manual works;
  - Removal waste;
  - PPE;
  - Reinforcement;
  - Upgrade Safety Hard and Warning Barricades
144. Despite the fact that SC and UWSCG / USIIP strictly requested from contractor to adequately fill the Near Misses forms and reflect in their monthly monitoring reports no Near Misses were reported by contractors under CHI-01 sub-project. IPMO and SC ensure that the Contractor takes a proactive approach to improving environmental management, including completing Near missis forms and reporting them in monthly reports. Discussions will be continued and the filled Near Misses will be provided in the next SAEMR, July-December 2022.
145. During the reporting period no workers health and safety incidents have been fixed.

##### MAR-02

- 146.** Environmental H&S specialist of contractor under MAR-02 sub-project Mr. Guram Tandilashvili was performing day-to-day monitoring of Health & Safety on the Sites and press the Contractor to improve the provision of trench barriers in roads and to provide suitable work boots for the labour force.
- 147.** Health & safety and environment issues which were covered during the reporting period are as follows:
- Housekeeping;
  - PPE;
  - Ground works;
  - Manual works;
  - Oil spill response issues;
  - Upgrade Safety Hard and Warning Barricades
- 148.** During the reporting period, no Near-Misses were identified by contractor within the framework of the MAR-02 subproject.
- 149.** SC and UWSCG / USIIP strictly requested from contractor to adequately fill the Near Misses forms and reflect in their monthly monitoring reports.
- 150.** Additional meetings will be conducted with the contractor and minutes of meetings will be presented in the next SAEMR, July-December 2022.

#### **4.7 Training**

- 151.** On site environmental and H&S safeguard training were conducted for environmental team of MAR-02 and CHI-01 sub-projects on a regular basis. Environmental specialists of contractors were introduced with all necessary safeguard requirements of ADB/SPS 2009.
- 152.** COVID-19 workplace safety trainings were carried out as well to reduce the potential for COVID-19-related illness including education of employees on hygiene, face-covering and cleaning measures needed to prevent the virus from. SC is requested to closely monitor Contractors' implementation of COVID-19 prevention measures and provide more evidences and photo materials of anti-COVID measures implementation.
- 153.** During the Country Environmental Safeguard Mission in May 2022, Headed by the Country Environmental Focal, Ms. Ninette R. Pajarillaga the need for environmental and social training for SCs and CCs under USIIP was identified. Requests for training on environmental and social issues have been sent to UWSCG/USIIP for ADB planning consideration. The following topics have been identified by UWSCG/USIIP, Supervision Consultant and contractor for training sessions for ADB:
- 154.** Social Safeguard Issues:
- Social Safeguard Expert /Roles and Responsibilities;
  - Overview of ADB's social safeguard policy;
  - Principles and elements of a GRM;
  - Essential skills of a GRM;

- Steps in handling complaints;
- GRM processes (what are the project related complaints, how to register them, how to maintain complaint logs, how to proceed with investigations and escalation of the complaints, etc)
- Effective consultation and participation;
- What are the proper communication with the project impacted people and who should be the source of the communication;
- Communicating for understanding;
- Working with vulnerable groups;
- Stakeholder engagement in GRM issues;
- Monitoring and reporting on social safeguard

**155.** Environmental Safeguard Issues:

- Environmental Management Plan (EMP);
- Environmental Impact and Mitigation Measures during Construction phase (including top soil and excess soil management generated due to the excavation works, waste management, reduction of dust, noise, and vibration during construction);
- Reduction of odor generation during operation

**156.** Detailed information on the follow-up to the training request will be reflected in the next SAEMR July-December 2022.

## 5. FUNCTIONING OF THE SEMP

### 5.1 SEMP Review (prepared and updated under USIIP/T6, including CHI-01, MAR-01 and Mar-02 sub-projects)

157. The SEMP for Chiatura's water supply network was prepared and approved in January 2020 and further updated and approved during the reporting period, in August 2020 due to changes in the project design.
158. The following SEMPs have been prepared and approved under CHI-01 and MAR-01 sub-project during the previous reporting periods:

#### CHI-01 Sub-project:

- SEMP for CAMP site (approved in August 2018)
  - SEMP for Sachkhere Reservoir (approved in August 2018);
  - SEMP for Bisi Reservoir (approved in September 2018);
  - SEMP for Lezhubani Reservoir (approved in September 2018);
  - SEMP for Navardzeti Reservoir (approved in September 2018);
  - SEMP for Perevisy Reservoir (approved in September 2018);
  - SEMP for Rustaveli reservoir (approved in September 2018);
  - SEMP for Tekhisa Reservoir (approved in September 2018);
  - SEMP for Chiatura Well fields (approved in November 2018)
  - SEMP for Chiatura Water Supply components (Avarioni&Sapari) (Approved in 10 August 2020)
159. The following SEMPs have been updated due to the changes in project design under CHI-01 sub-project.
- SEMP for Sachkhere reservoir (December 2019);
  - SEMP for Bisi Reservoir (December 2019)

#### MAR-01 sub-project:

- SEMP for Jandary Reservoir (approved in March 2019);
  - SEMP for Kolagiri Pumping Station (approved in March 2019);
  - SEMP for CAMP (approved in May 2019);
- SEMP for City Reservoir

#### MAR-02 sub-project:

- SSEMP for MAR-02 (approved in March 2020)
160. All SEMPs were prepared by Contractor, endorsed by SC and approved by UWSCG. SEMPs were reviewed/commented by the RETA International Environmental Consultant of ADB under RETA 9541 - Ms. Ketii Dgebuadze.

- 161.** UWSCG and the supervision consultant will review and verify the SSEMP under Mar-01 sub-project to ensure this is applicable and appropriate to the site conditions and impacts. No works will be allowed until the SSEMP is cleared and the pre-works photo-documentation has been submitted.

## **6. GOOD PRACTICE AND OPPORTUNITY FOR IMPROVEMENT**

### **6.1 Good Practice**

- 162.** There is need to improve close monitoring, guidance and interactions between IPMO, consultant supervision team and contractors to avoid non-conformances and improve current situations in order to improve the tracking of actions to address non-conformances under USIIP/T6 sub-projects.

### **6.2 Opportunities for Improvement**

- 163.** During the next the reporting period the tracking of actions to address non-conformances will be improved by IPMO. Close monitoring, guidance and interactions between PIU, SC and CC will be improved to avoid non-conformances and improve current situations. All non-conformances addressed will be reflected in the next SAEMR, July-December 2022.

## 7. SUMMARY AND RECOMMENDATIONS

### 7.1 Summary

164. Individual and joint on-site monitoring activities were conducted by Environmental Monitoring Specialist of SC, Mr. Rezo E nukidze and Environmental Specialist of USIIP Ms. Ketevan Chomakhidze. During the reporting period, Mr.Rezo E nukidze left the USIIP/T6 and this assignment because of his other engagements and the supervision consultant HiLL has proposed another person, Mr.Nikoloz Neparidze as replacement. In the meantime, IPMO will clarify this issue with the replacement of the environmental specialist, and the details will be presented in the next SAEMR report as of July-December 2022. Kety Chubabria the social expert of supervision consultant is supporting the SC for implementation of EMP as well.
165. Due to the fact that The World Health Organization (WHO) on March 11, 2020, has declared the novel coronavirus (COVID-19) outbreak a global pandemic the Government of Georgia and its Ministry of Internally Displaced Persons from the Occupied Territories, Labor, Health and Social Affairs of Georgia, issued the General Guidelines Related to Infection (COVID-19) which applies to all sectors of economic activity (Annex F).
166. The General Guideline for COVID-19 was also developed by the Government of Georgia specifically for the construction sector.
167. This Guidance for Construction Activities during the COVID-19 was created to provide owners/operators of construction projects and their employees and contractors with precautions to help protect against the spread of COVID-19 as indoor and outdoor construction sites.
168. An emergency response plan was developed by SC for preventions of employees workers against the COVID-19 as well in June 2020, please see Annex G to this report.
169. In accordance with the IEE, the Contractor was required to undertake parametric measurements and observations on air quality and noise under MAR-02 sub-project.
170. No Environmental Quality Measurement was conducted under CHI-01 sub-project. SC is strongly required to follow environmental safeguard requirements under USIIP/T6 and request from contractor to conduct EQM in January 2022.
171. Environmental quality measurements of ambient air prolusion and noise level was conducted under MAR-02 sub-project. Noise level exceeded the existing standards of national and international regulations and therefore additional mitigation measures to improve the situation are provided in the Table 28 below.

**172.** Table 28 below provides information on the implementation Status of Corrective Actions proposed in the previous SAEMR, July-December 2021.



**Table 27: Implementation Status of Corrective Actions proposed in the last environmental monitoring report (January-June 2022)**

#	Issue	Required Action	Responsibility	Timing (Target Dates)	Description of Resolution and Timing (Actual)	<i>If not yet resolved, indicate the reason why and specify further required action and timeframe.</i>
<b>CHI-01, MAR-02</b>						
<b>CHI-01</b>						
1	Public & Worker Safety	Occupational safety issues must be taken into consideration, excavations at narrow streets are not barricaded with safety tapes and light barricades to safe the site during the night time, poor safety condition	CC	End of July 2022	Not Completed by the end of reporting period, June 2022.  Contractor is given strong instruction to improve the situation and provide improved photos of sites by the end of July 2022	Additional actions required
2		The contractor shall ensure that all workers are	CC	May 2022	Completed,	No further actions

#	Issue	Required Action	Responsibility	Timing (Target Dates)	Description of Resolution and Timing (Actual)	If not yet resolved, indicate the reason why and specify further required action and timeframe.
<b>CHI-01, MAR-02</b>						
		conducted in a safe manner and works are provided with safety equipment and supervised by H&S personal			June 2022	required
		The Contractor shall complete activities, which are abandoned and might cause complaints from locals.	CC	May 2022	Completed, June 2022	No further actions required
<b>MAR-02</b>						
1	Incorrect surplus/waste management	Entrance to the site is muddy and not maintained, there is huge pile of the subsoil at the side of the road that contains the risk of landslide, blocking the road and creating hazard	CC	End of July 2022	Not Completed by the end of reporting period - June 2022. Contractor is given strong instruction to	Additional actions required

#	Issue	Required Action	Responsibility	Timing (Target Dates)	Description of Resolution and Timing (Actual)	If not yet resolved, indicate the reason why and specify further required action and timeframe.
<b>CHI-01, MAR-02</b>						
		<p>of passengers and pollution of the river that is very close to the road.</p> <p>Contractor to avoid piling the subsoil high height and too close to the roads and especially to the river.</p> <p>Implement some protection measures that will ensure stability of the piled earth</p>			improve the situation and provide improved photos of sites by the end of July 2022	
2	Safety of Public and disturbance of nearby population	Flooding may destroy site surroundings and in case if during this year flooding will have place repeatedly the site itself will be flooded again. A retaining wall along the channel is considered to protect	CC	End of July 2022	Not Completed by the end of reporting period, June 2022.  Contractor is given strong	Additional actions required

#	Issue	Required Action	Responsibility	Timing (Target Dates)	Description of Resolution and Timing (Actual)	If not yet resolved, indicate the reason why and specify further required action and timeframe.
<b>CHI-01, MAR-02</b>						
		locals from possible flooding			instruction to improve the situation and provide improved photos of sites by the end of July 2022	
3	Waste management	Storage area for hazardous waste handling is prepared, but it is not managed properly	CC	May 2022	Completed, June 2022	No further actions required
4		Proper waste containers with roof & and concrete basement should be installed at the storage area	CC	May 2022	Completed, June 2022	No further actions required
5	Noise Impacts on nearby	Noise level I acceded the required standards in	CC	Mid July	Not yet completed, all	Further actions, provided in

#	Issue	Required Action	Responsibility	Timing (Target Dates)	Description of Resolution and Timing (Actual)	If not yet resolved, indicate the reason why and specify further required action and timeframe.
<b>CHI-01, MAR-02</b>						
	Population	Marneuli WWTP project near the sensitive receptor (the yard of the nearby residential house, 50m from the construction site)		2022	mitigation measures are provided in the table 28 below.	the table 28 is required
6	Public & Worker Safety	Workers should always use PPE	CC	May 2022	Completed, June 2022	No further actions required
7	Concrete Mixer Trucks Washout activities	Remaining from Concrete washing pit is excavated, but it there is no information that it was disposed according to WMP; Seems lots of concrete works are ahead proper concrete washing pit must be organized	CC	May 2022	Completed, June 2022	No further actions required

#	Issue	Required Action	Responsibility	Timing (Target Dates)	Description of Resolution and Timing (Actual)	If not yet resolved, indicate the reason why and specify further required action and timeframe.
<b>CHI-01, MAR-02</b>						
8	Fuel spills	In case planned to have some amount of fuel on the site – adequate protection of environment from spreading of accidentally spilled liquid (Precaution measures include – secondary containment capable to retain 110% of container volume should be arranged	CC	May 2022	Completed, June 2022	No further actions required
9	Loss of topsoil due to incorrect stripping and storage	Top Soil should be stored properly and managed in accordance with the required regulations  The Marneuli WWTP site construction requires top soil stripping from the area of 23,000 m <sup>2</sup> in the amount of 7,100m <sup>3</sup> .	CC	December 2021	Partially Completed by the end of June 2022, contractor is given strong instruction to improve the situation and provide improved	Additional actions required

#	Issue	Required Action	Responsibility	Timing (Target Dates)	Description of Resolution and Timing (Actual)	If not yet resolved, indicate the reason why and specify further required action and timeframe.
<i>CHI-01, MAR-02</i>						
					photos of sites by the mid. January 2022	



## 7.2 Recommendations

173. During the reporting period, January-June 2022, the USIIP/T6 was implemented in accordance with the requirements of ADB - SPS 2009 and the National Legislation.

174. More detailed recommendations for the implementation of USIIP/T6 during the next reporting period July-December 2022 are provided in the Table 28 below:

**Table 28: Recommendations to Address Environmental Issues under USIIP/T6 sub-projects**

Recommendations under CHI-01 and MAR-02 sub-projects	
Recommendations CHI-01	Implementation Status and Date
Occupational safety issues must be taken into consideration, excavations at narrow streets are not barricaded with safety tapes and light barricades to safe the site during the night time, poor safety condition,	Instruction are given to contractor to improve the situation and to conduct relevant mitigation measures by the end of July 2022
Recommendations MOR-02	Implementation Status and Date
Entrance to the site is muddy and not maintained;  There is huge pile of the subsoil at the side of the road that contains the risk of landslide, blocking the road and creating hazard of passengers and pollution of the river that is very close to the road. Contractor to avoid piling the subsoil high height and too close to the roads and especially to the river.  Flooding may destroy site surroundings and in case if during this year flooding will have place repeatedly the site itself will be flooded again. A retaining wall along the channel is considered to protect locals from possible flooding	Instruction are given to contractor to improve the situation and to conduct relevant mitigation measures by the end of July 2022
Noise from the construction activities should not cause disruption and nuisance to nearby community and other	Instruction are given to contractor to improve the situation and to conduct



**Recommendations under CHI-01 and MAR-02 sub-projects**

sensitive receptors (i.e. school, hospitals).

following mitigation measures immediately.

Plan activities in consultation with SC and IPMO/UWSCG so that activities with the greatest potential to generate noise are planned during periods of the day that will result in least disturbance;

Noisy construction activities will be avoided during night time;

All construction equipment and vehicles shall be well maintained, regularly inspected for noise emissions;

Impose speed limits on construction vehicles to minimize emissions along areas where sensitive receptors are located (i.e. temples, hospitals, schools, houses)

Install noise barriers (e.g., panels, curtains, or partitions) to reduce the emission of engine noise.

Conduct meetings with population and provide information related to schedule of construction activities and noise caused by the project activities.

**175.** Conduct quarterly monitoring of Noise and Air quality under CHI-01 project at the nearest sensitive receptors. The schedule of environmental quality measurements to be carried out during the next reporting period, July-December 2022 is presented in the Table 29 below.

**Table 29: Conduct Monitoring of Environmental Quality under CHI-01 project**

Parameters	Quarterly measurement
Dust	September 2022
PM <sub>2.5</sub> and PM <sub>10</sub>	September 2022
Vibration	September 2022
Carbon monoxide	September 2022
Nitrogen dioxide	September 2022
Noise	September 2022

**176.** Conduct quarterly monitoring measurements of Noise and Air quality under MAR-02 project at the WWTP construction site and nearest sensitive receptors. The schedule of environmental quality measurements to be carried out during the next reporting period, July-December 2022 is presented in the Table 30 below.

**Table 30: Conduct Monitoring of Environmental Quality under MAR-02 sub-project**

Parameters	Quarterly measurement
Dust	September 2022
PM <sub>2.5</sub> and PM <sub>10</sub>	September 2022
Vibration	September 2022
Carbon monoxide	September 2022
Nitrogen dioxide	September 2022
Noise	September 2022

# ANNEXES

ANNEX A: ENVIRONMENTAL QUALITY MEASUREMENT DATA, (MAR-02), 23 JUNE 2022

Construction of a waste water treatment plant in Marneuli

Report of environmental qualitative characteristics measurements



Prepared By: LTD „Eco-Spectri“  
Chavchavadze Ave N7, Room 4  
Tel: +995 322 90 44 22;  
Fax: +995 322 90 46 37  
E-mail: info@eco-spectri.com  
Web-Site: www.eco-spectri.com



LTD „Eco-Spectri“  
Director  
Irakli Kaviladze



Approved By:

LTD „Eco-Spectri“  
Head of Examination Laboratory  
Arch. M. Bazarashvili



2022 Y.

Construction of a waste water treatment plant in Marneuli

Table of Contents

<b>1. Principal terms. Definitions.....</b>	<b>3</b>
<b>2. Introduction.....</b>	<b>4</b>
<b>3. Existing Situation.....</b>	<b>4</b>
<b>4. Environmental qualitative characteristics.....</b>	<b>5</b>
4.1 Noise - Introduction.....	5
4.2 Noise sources.....	6
4.3 Time characteristics of noise.....	6
4.4 Vibration - Introduction.....	6
4.5 Harmful substances in the atmospheric air - General.....	7
4.6 Main atmospheric pollutants.....	7
<b>5. Legislative Requirements.....</b>	<b>8</b>
5.1 Noise.....	8
5.2 Vibration.....	11
5.3 Atmospheric Air.....	11
<b>6. Used Measuring Devices.....</b>	<b>12</b>
6.1 Noise.....	12
6.2 Vibration.....	13
6.3 Air Measuring Device.....	14
<b>7. Conducted Measurement.....</b>	<b>14</b>
<b>8. Conclusion.....</b>	<b>19</b>
<b>Annex N1: Photos.....</b>	<b>21</b>
<b>Annex N2: Noise Measurement Results.....</b>	<b>22</b>
<b>Annex N3: Graphical data for noise measurement.....</b>	<b>24</b>
<b>Annex N4: Vibration Measurement Results (Protocol).....</b>	<b>26</b>
<b>Annex N5: Results of measurements of major air pollutants.....</b>	<b>32</b>
<b>Annex N6: Certificates of expert participating in the measurement.....</b>	<b>36</b>
<b>Annex N7: Calibration certificates for measuring Devices.....</b>	<b>40</b>

**Construction of a waste water treatment plant in Marneuli**

**1. Principal terms. Definitions**

<b>Term</b>	<b>Definition</b>
<b>Acoustic noise</b>	- All kinds of continuous, uncomfortable and disturbing sounds, elastic oscillations and waves in the air, which occur as a result of the actions of natural or legal persons and create discomfort; they may have a negative impact on a person's health or social status.
<b>Atmospheric air pollutants</b>	- Any substance emitted into the atmospheric air due to the human activity that has or may have a negative impact on human health and/or natural environment.
<b>Vibration</b>	- Flexible oscillations and waves in a solid body
<b>Sound</b>	- Mechanical (acoustic) oscillations perceived by a human hearing analyzer in 16 Hz - 20 kHz range.
<b>Noise</b>	- Unfavorable sound, which creates discomfort, affects our auditory system and hampers the perception of desirable sounds.
<b>Admissible noise level</b>	- The magnitude of the sound, which does not cause direct or indirect negative effects on a person, does not reduce his ability to work, does not negatively affect his feelings or mood, does not cause a substantial change in a functional system, which is sensitive to him.
<b>Continuous noise</b>	- The sound measured by "Slow" time characteristic of the noise meter, which changes by no more than 5 dBA in time.
<b>Intermittent noise</b>	- The sound measured by "Slow" time characteristic of the noise meter, which changes in time of no more than >5 dBA.
<b>Background noise</b>	- Summary level of all signals, except the signals generated by the study source.
<b>A weighting</b>	- The spectrum of noise sound frequency perceptible for human auditory system.
<b>JFC*</b>	- International Finance Corporation.
<b>*NIOSH</b>	- "National Institute for Occupational Safety & Health" USA.

## Construction of a waste water treatment plant in Marneuli

### 2. Introduction

"United Water Supply Company of Georgia" LLC is a society based on 100% equity participation of the state, which was established on the basis of the order #1-1/13 of the Minister of Economic Development of Georgia dated January 11, 2010. The company provides water supply and drainage network services throughout Georgia for urban settlements.

As of today, about 20% of the population of Marneuli is connected to the existing sewage network. The sewage network is equipped with DN200 and DN800 diameter pipes. The said sewage network is outdated and can no longer provide for the reception of wastewater. There is no waste water discharge system and treatment facility in the settlement located in the project area. There is no organized collection of polluted waters at all. Therefore, there are high risks of contamination of groundwater and surface waters, as well as soil.

The current project envisages the rehabilitation of the Marneuli sewage networks, as well as the construction and operation of the sewage collector and the wastewater treatment facility, the design capacity of which will be: 9931 m<sup>3</sup>/day, and will serve 100% of the population of Marneuli. The new treatment plant will be located on a plot of agricultural land, with a specified area of 53434.00 sq.m (1/N 83.03.25.406). The mentioned plot of land is the property of "United Water Supply Company of Georgia" LLC. The nearest settlement is 50 meters away from the territory.

The rehabilitation project of the Marneuli water drainage system includes the complete rehabilitation/construction of the existing wastewater network and its connection to the main collector. The Marneuli water supply network provides 100% water supply to the city's population.

"United Water Supply Company of Georgia" is the project implementing company.

### 3. Existing Situation

As mentioned, the present project envisages the arrangement of water drainage networks in Marneuli, the construction of a system of drain collectors for the collection of wastewater and its further transportation, and the construction and operation of a wastewater treatment plant in the city of Marneuli.

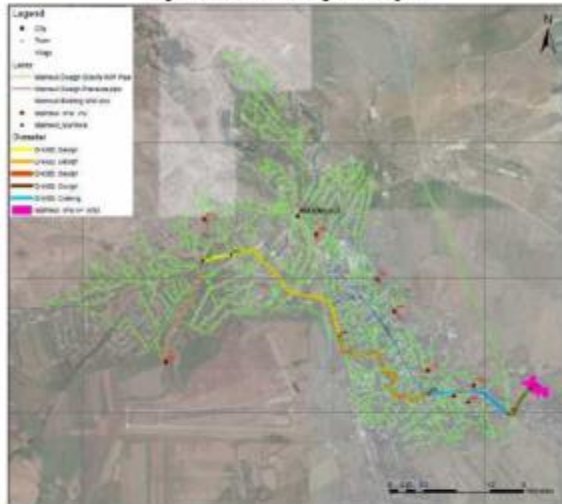
The construction of Marneuli waste water treatment plant with full biological cycle is planned in two stages. The first stage will carry out water purification, and the number of people who will receive water services will be approximately 41,000. In the second stage, the performance of the treatment plant will increase in accordance with the requirements of 2040.

Within the scope of the project, it is envisaged to use the active sludge method together with separate anaerobic decomposition (fermentation) of sediment.

As of today, construction works of the facility are underway. The construction works of the treatment plant are performed by "Ima" company.

Construction of a waste water treatment plant in Marneuli

Figure NS.1: Marneuli sewage network plan



Based on the agreement signed between „Ima“ and L.T.D. „Eco-Spectri“, Representatives of the „Eco-Spectri“-s Examination Laboratory performed instrumental measurements of noise levels, vibration levels and concentrations of major pollutants in ambient air at the locations specified by the customer.

**4. Environmental qualitative characteristic**

**4.1 Noise - Introduction**

Noise is any unwanted sounds or a combination of sounds of different frequencies and intensities that have an undesirable influence on a human body.

With its physics, noise is the mechanical oscillations of particles of an elastic environment (gas, liquid, organic matter) within the scope of a human auditory analyzer (16 Hz-20 kHz) arising under the influence of a certain force. At the same time, the sound is called regular periodic (sinusoidal) oscillations, and the noise is called an irregular set of sounds, non-periodic, random oscillation processes. Thus, from a hygienic point of view, noise is a combination of sounds of different frequencies and levels of sounds, which hampers the perception of useful audible signals (music).



## Construction of a waste water treatment plant in Marneuli

conversation, etc.) and triggers an unwanted, irritating effect on the human body. Noise is classified depending on the nature of spectrum and time characteristics.

### 4.2 Noise sources

Depending on the place of origin, the noise sources are classified as follows:

- The main source of noise in the houses in the urban areas is mainly the traffic with the highest share in noise pollution. The number of cars, their speed, urban development and motor system are the main parameters that impact the noise distribution. Besides, a great share of heavy vehicles in the common car park is noteworthy;
- Engineering, technological and household equipment, as well as human activities are the internal noise sources in the houses;
- Sources related to human life activities, such as playing sports, cleaning the area, etc., within the framework of the micro-district (quarter);
- The external sources are industrial and energy infrastructure.

### 4.3 Time characteristics of noise

Depending on time characteristics, the following types of noise can be identified:

- Permanent noise: with its sound level changing by no more than 5 dB during an 8-hour working day in the working zone or in the rooms of residential and public buildings, as measured by a "slow" time property of the noise meter;
- Non-permanent noise: with its level during an 8-hour working day in the working zone, or during the working shift or on the territory of the settled areas changes by more than 5 dB, as measured by a "slow" time property of the noise meter.

Non-permanent noise is classified as:

- Noise varying in time, with its sound level continuously changing in time;
- Intermittent noise, with its sound level changing gradually (by 5 dB or more). Besides, the duration of intervals, during which the noise level is permanent, is 1 second and more;
- Pulse noise, which is made up of several sound signals with the duration of less than 1 sec. besides, the sound levels as measured by relevant time characteristic "impulse" and "slow" differ by no less than 7 dB.

### 4.4 Vibration - Introduction

Vibration induced in buildings are a frequent concern in cities around the world. Commonly, complaints are made by homeowners, as heavy construction vehicles travel at various speeds on adjacent roads, resulting in annoying vibrations and possible structural damage. Passenger vehicles rarely produce perceptible vibrations to cause significant structural damage. Generally, traffic induced vibrations are caused by heavy vehicles. These vibrations are generated by road surface irregularities, namely: potholes, cracks, and uneven pavement joints. Dynamic interaction forces

### **Construction of a waste water treatment plant in Marneuli**

between the vehicle and pavement are created by these irregularities resulting in a generation of stress waves that travel through the adjacent soils.

Vibrations produce damaging stress waves that quickly reach building foundations, causing them to vibrate. Several factors may contribute to vibration levels, including: road condition, vehicle speed, vehicle weight, soil conditions, building characteristics, vehicle suspension system, season of the year, and distance between the structure and the road. When a large vehicle strikes an irregularity, an impact load, as well as an oscillating load due to the "axle hop" of the vehicle are generated. The impact load generates ground vibrations that are predominant at the natural vibration frequencies of the soil, whereas the axle hop generates vibrations at the hop frequency, which is a characteristic of the vehicle's suspension system. Vibrations can be amplified if the natural frequency of the building coincides with the natural frequency of the soil.

Vibration sources such as construction activities and road traffic, are among the sources considered potentially dangerous to buildings and structures. In general, structural damages to buildings are extremely rare and are in general caused by other sources. Structural damages occur when the permissive levels of vibration are exceeded. Degrees of damage are methodologically defined and vary from those that do not affect the structural safety of the buildings but affect the value of assets – e.g. formation of cracks in the plaster, increase in existing cracks, damage of architectural elements etc.

#### **4.5 Harmful substances in the atmospheric air - General**

Atmospheric air pollution is currently a high environmental risk all over the world. Atmospheric air pollution is a major cause of death and morbidity on the global scale. In any country or region, the atmospheric air quality is not determined by one or two factors only. Rather, it is the result of a combination of several factors and depends on the scale and source of emission, weather conditions, landscape and human factor.

The atmospheric air in Georgia is polluted by emissions from vehicles, energy sector, agriculture and industrial facilities.

The main pollutant of the atmospheric air in urban areas is vehicles. 62-78% of nitrogen oxides (NO<sub>x</sub>) and carbon monoxide (CO) in the country is emitted in the road transport sector. The dynamics of emissions from this sector is increasing rapidly following the number of vehicles and amount of fuel consumed by them.

#### **4.6 Main atmospheric pollutants**

The major pollutants of the atmospheric air and the most frequently mentioned substances are: solid particles with the diameter of 10µm or less, solid particles with the diameter of 2.5µm or less (hereinafter, PM10 and PM2.5), nitrogen dioxide (NO<sub>2</sub>), ozone (O<sub>3</sub>) and carbon monoxide (CO).

With their origin, the main pollutants have the following properties:

**Construction of a waste water treatment plant in Marneuli**

- **PM10 and PM2.5:** The particles are mainly generated from natural and anthropogenic sources. They are classified as basic PM10 or basic PM2.5. The natural sources include sea salt, naturally emitted dust, flower dust, and volcanic ash; as for the anthropogenic sources, they include fuel combustion for energy generation, home heating and transport, industrial process and waste incineration, agriculture, as well as brake, tire and road wear, together with other types of anthropogenic dust. Black carbon is PM2.5. It is generated from an incomplete combustion of fuel. The main sources of black carbon emission are transport and home heating systems.
- **NO2:** The process of combustion is a major source of nitrogen oxides (NOx) that may be stationary or mobile. Nitrogen monoxide (NO) is the source of emission of the major portion of **NOx**; consequently, NO is oxidized to produce NO2; although some NO2 emissions occur directly. The proportion of NO2 in the vehicle exhaust (i.e. NO2 / NOx ratio) is significantly higher in diesel than in petrol vehicles because the post-exhaust systems increase NO oxidation what increases the direct emission of greater amounts of NO2.
- **CO:** Carbon dioxide (CO) is a toxic, odorless gas. Low concentrations of carbon dioxide are naturally found in the atmosphere from volcanic action and forest fires. CO is formed from partial oxidation of carbon-containing compounds when there is no sufficient oxygen to produce carbon dioxide. The principal source of external CO is combustion processes from transport and industrial activities.
- **O3:** Ground-level ozone is a pollutant that is quite harmful for human health, particularly for people with asthma. It damages crops, trees and other vegetation and is the main element of smog. Ground-level ozone is not found in its natural form, but is formed by chemical reactions occurring as a result of interaction between the oxides of nitrogen (NOx) and volatile organic compounds (VOCs) and the sunlight. The main source of NOx and VOC are industrial plants, vehicle exhaust, gasoline vapors and chemical solvents. Following the dynamics of O3 reaction, the concentrations are highest in urban settlements.
- **VOC:** Volatile organic compounds (VOCs) are carbonic acid-containing gases and vapors. They evaporate easily at a room temperature. That is why they are called volatile. Many VOCs, such as benzene and formaldehyde, are highly toxic and can cause cancer and serious health problems. A VOC, such as butadiene participates in the generation of ground-level ozone. The severity of health problems much depends on the type of the volatile compound. The anthropogenic sources are: fuel production, distribution, and combustion processes. Vehicles are the major source of emissions due to evaporation, incomplete fuel combustion or biomass combustion.

**5. Legislative Requirements**

**5.1 Noise**

As per the state standards, the admissible noise levels are specified by Decree # 297/N of the Ministry of Health, Labor and Social Affairs of Georgia. This Decree sets both admissible noise

**Construction of a waste water treatment plant in Marneuli**

levels and maximum admissible levels for different territories (State Registration Code 470.230.000.11.119.004.920).

The noise levels in the buildings and premises and adjoining areas are also regulated by Technical Regulation no. 398 of the Government of Georgia on August 15, 2017 "On the levels of acoustic noise in the rooms of the residential houses and public establishments and their accommodation areas". The given technical regulation, which is based on the requirements of the international standards (e.g. ISO 1996-1: 2003. "Acoustics. Description, measurement and assessment of environmental noise", Part 1: "Main assessment values and procedures"; ISO 1996-2: 2007 "Acoustics, description and measurement of environmental noise", Part 2) sets the admissible levels of acoustic noise in the rooms of residential, buildings and buildings of public and in the settled areas to protect people against the unfavorable impact of noise.

The requirements of the Georgian and international legislations are identical except some minor changes.

**Table 5.1.1: Georgian Standards for noise levels**

Receptor	Time interval	Average admissible noise level (dB)	Maximum admissible noise level (dB)
Residential	7:00-23:00	55	70
Residential	23:00-7:00	45	60
Commercial	24 hours	60	75

**Table 5.1.2: IPC Noise Level Guidelines**

Receptor	One hour $L_{Aeq}$ (dB)	
	During the day 07:00-22:00	At night 22:00 – 07:00
Residential; institutional; educational	55	45
Industrial; commercial	70	70

For the technical regulation purposes (expert assessment of noise level), the rated parameter of continuous noise is the sound level measured by noise meter  $L_{A}dB$  with scale A, and the equivalent sound level  $L_{Aeq}dB$  for non-continuous (variable) noise.

As per the given technical regulation, the admissible noise levels are given in table N5.1.3.

**Table N5.1.3: Admissible levels of acoustic noise in the rooms of residential and public buildings and their settled areas**

## Construction of a waste water treatment plant in Marneuli

### Construction of a waste water treatment plant in Marneuli

№	Purpose/use of area and premises	Allowable limits		
		LDay (dBA)		LNight (dBA)
		Day	Night	
1	Educational facilities and library halls	35	35	35
2	Medical facilities/chambers of medical institutions	40	40	40
3	Living quarters and dormitories	35	30	30
4	Hospital chambers	35	30	30
5	Hotel/motel rooms	40	35	35
6	Trading halls and reception facilities	55	55	55
7	Restaurant, bar, cafe halls	50	50	50
8	Theatre/concert halls and sacred premises	30	30	30
9	Sport halls and pools	55	55	55
10	Small offices (<100m3) – working rooms and premises without office equipment	40	40	40
11	Big offices (>100 m3) working rooms and premises without office equipment	45	45	45
12	Conference halls /meeting rooms	35	35	35
13	areas bordering with houses residential, medical establishments, social service and children facilities(<6 storey buildings)	50	45	40
14	Areas bordering with houses residential, medical establishments, social service and children facilities(>6 storey buildings)	55	50	45
15	The areas bordering with hotels, trade, service, sport and public organizations	60	55	50

**Note:**

1. in case noise generated by indoor or outdoor sources is impulse or tonal, the limit must be 5dBA less than indicated in the table.

2. Acoustic noise limits given above are set for routine operation conditions of the 'space', i.e. windows and door are closed (exception – built-in ventilation canals), ventilation, air conditioning, lighting (in case available) are on; functional (baseline) noise (such as music, speech) not considered.

Construction of a waste water treatment plant in Marneuli

The results of noise measurements are documented in accordance with the rules established by the effective law. The noise level value is calculated with 1 dBA accuracy, by considering generally accepted rounding of the value.

**5.2 Vibration**

DIN 4150-3 is the most widely applied standard internationally for measuring structural vibrations. The measurement procedure can be found in a similar form in other national standards, for example the Italian UNI 9916. The assessment parameter is the maximum value (V<sub>i</sub>) of the three individual components (peak values) of vibration velocity at frequencies of 1 to 80 Hz.

The standard provides guide values for permissible vibration velocities for short time and sustained vibrations in three types of buildings.

**Table 5.2.1: Guide values for transient vibration**

Guide values for vibration velocity for analyzing the effects of transient vibration					
Building Type	Foundation Frequency of the Significant Vibration			Upper ceiling	
	1 – 10 Hz	10 – 50 Hz	50 – 100 Hz	All frequencies	
Frequency range					
Direction	X / Y / Z	X / Y / Z	X / Y / Z	X / Y	Z
Reinforced or framed structures. Industrial and heavy commercial buildings	20 mm/s	20 – 40 mm/s	40 – 50 mm/s	40 mm/s	20 mm/s
Unreinforced or light framed structures/ Residential or light commercial type buildings	5 mm/s	5 – 15 mm/s	15 – 20 mm/s	15 mm/s	20 mm/s
Delicate, listed buildings e.g. historical monuments	3 mm/s	3 – 8 mm/s	8 – 10 mm/s	8 mm/s	20 mm/s

**Table 5.2.2: Guide values for continuous vibration**

Guide values for vibration velocity (v <sub>i</sub> ) for analyzing the effects of continuous vibration		
Building Type	Upper ceiling level, all Frequencies	
Direction	X / Y (horizontal)	Z (vertical)
Reinforced or framed structures industrial and heavy commercial buildings	10 mm/s	10 mm/s
Unreinforced or light framed structures, residential or light commercial type buildings	5 mm/s	10 mm/s
Delicate buildings, listed buildings e.g. historical monuments	2.5 mm/s	-

**5.3 Atmospheric Air**

**Construction of a waste water treatment plant in Marneuli**

The air quality standards in Georgia are regulated by the Law of Georgia "On Approving the Qualitative State of Environment". Table NS.3.1 below gives the atmospheric air quality standards of Georgia and World Health Organization (WHO).

**Table NS.3.1: Atmospheric air quality standards of Georgia and World Health Organization**

Pollutant	Period	Georgian Legislation norm (µg/m3)	WHO norm (µg/m3)
NO2	1 Year	-	40
	1 Hour	200	200
O3	8 Hour	120	100
CO	8 Hour	10	-
PM2.5	1 Year	-	10
	24 Hour	-	25
PM10	1 Year	-	20
	24 Hour	50	50
VOC	-	-	1000 <sup>1</sup>

**6. Used Measuring Devices**

**6.1 Noise**

The consulting organization used the equipment of the Polish company "SVANTEK", "SVAN 971" series for measuring noise (Figure N6.1.1, N6.1.2).

SVAN 971 series Sound Level Meters by Polish Svantek are appliances with Class 1 IEC 61672-1:2013 accuracy, capable of storing up to 100000 records. SVAN 971 offers a wide range of results in all needed weighting filters (A, C, Z), as well as 1/1 and 1/3 Octave spectra. SVAN 971 Sound Level Meter allows gaining most resultant noise units: L<sub>peak</sub>, L<sub>max</sub>, L<sub>min</sub>, L, Leq, L<sub>E</sub>, L<sub>den</sub>, L<sub>EPd</sub>, L<sub>tm3</sub>, L<sub>tm5</sub>, L<sub>eq</sub> statistics (L<sub>n</sub>), expected Leq value (EX), standard Leq deviation (SD), measurement time and overload time % (OVL), etc. SVAN 971 software allows developing graphical, table or text results of the accomplished measurements. The noise meter can store the received signals in internal memory and describe each signal according to level and date stamp. The device has a wind protective cap reducing the impact of environmental conditions (wind, temperature) during recording. As per the International Finance Corporation, the noise level must be measured by using the 1st or 2nd class noise meter meeting the requirements of the guideline of the "International Electrotechnical Committee". As per the same guideline, the noise monitoring is possible to provide with the aim to identify the existing background noise level of the environment adjacent to the design or existing facility or to examine the noise level in the operation phase.

<sup>1</sup> The value is the WHO recommendation, not a norm of the WHO.

**Figure N6.1.1: "REED" R8080 Sound Level Meter**



**Figure N6.1.2: Organisation-owned noise meter**



Noise meter configurations during the study were:

- Noise measurement range: 30-130 dB;
- Noise meter response speed: Slow (1 second);
- Frequency weight: A.
- Type of microphone: 0.5" (12.7 mm.) øl. Condensator.

### **6.2 Vibration**

The VM40 is designed for measuring vibration in buildings, bridges, towers, pipelines and various other large structures. The measurements serve to prevent possible structural damage or disturbance to people. The VM40 contains a sensor, recording and evaluation electronics and an accumulator in its robust casing. It is especially suitable for autonomous operation over longer periods of time e.g. on construction sites.

**Figure 6.2.1: Triaxial Vibration Monitor VM40A/B**





*Construction of a waste water treatment plant in Marneuli*

The instrument contains three highly sensitive piezoelectric systems for vibration measurement of all three special dimensions. The signal processing is controlled by a microprocessor. The VM40 is operated via its seven keypad buttons and illuminated LCD display. The measurement data can be transferred to a PC via the USB interface. The instrument also has a port for connecting a charger and a relay output for the external signaling of vibration occurrences.

**6.3 Air Measuring Device**

The New Zealand based "Aeroqual Series 500 Portable Air Quality Monitor" is used to measure air. The air quality meter allows real-time monitoring of air pollutants. The device measures the concentrations of the following major pollutants in the air:

- Particulate Matters 10µm and 2.5µm (PM10, PM2.5);
- Nitrogen Dioxide (NO2);
- Carbon Monoxide (CO);
- Ozone (O3);
- Volatile Organic Compounds (VOC).

The pictures 6.3.1 - 6.3.2 - below shows the "Aeroqual Series 500 Portable Air Quality Monitor".

**Figure 6.3.1: "Aeroqual Series 500 Portable Air Quality Monitor"**



**Figure 6.3.2: "Aeroqual Series 500 Portable Air Quality Monitor"**



The device has different sensors for each type of harmful substance. The device has the following types of sensors:

- Gas sensitive semi-conductor sensor (GSS);
- Gas sensitive electrochemical sensor (GSE);
- Laser Particle Counter (LPC);
- Photo Ionization Detector (PID).

During performing the measurement, the device records the average minute data of the obtained samples. Measurements was made within 20 minutes.

**7. Conducted Measurement**

**Construction of a waste water treatment plant in Marneuli**

The measurement was carried out in Marneuli, on the construction site of the sewage treatment plant and on the territory of the nearest residential house. The measurement was made on 06/22/2022, for two hours. The measurement of noise, vibration and concentrations of the main polluting substances of the ambient air was carried out continuously for two hours.

The measurement was carried out in the area of the construction site and in the nearest residential building, which is located approximately 50 meters away from the construction site. During the measurement, construction works were being carried out with high intensity, and during the measurement period a truck, a construction excavator and a mobile crane were moving to the construction site.

The measurement process was not affected by any weather conditions (rain, wind). The air temperature during the measurements was as follows:

- 2022/06/23 - 23 -C - Relative Humidity 46%<sup>2</sup>

The concentration levels of noise, vibration and major air pollutants were measured in line with the requirements of Georgian Legislation and the methodology and procedures developed by the Company.

Figure N7.1 and N7.2 below show the measurement points.

**Figure N7.1: Project Zone**



**Figure N7.2: Measurement Locations**

<sup>2</sup> Source - <http://meteo.gov.ge/>.

Construction of a waste water treatment plant in Marneuli



The baseline measurements were performed to identify the levels of noise, vibration and major air pollutants. The detailed data of the gained results are given in annexes:

- Annex N1: Photos of the conducted measurements;
- Annex N2: Noise measurement results;
- Annex N3: Graphical data for noise measurement;
- Annex N4: Vibration Measurement Results (Protocol);
- Annex N5: Air measurement results;
- Annex N6: Certificates of expert participating in the measurement;
- Annex N7: Device Calibration forms.

For the average values of the conducted measurements see in Table N7.1.

Table 7.1: Result of measurements

Measurement Parameter		Value	Source of Pollution
Noise dBA	Norm of Georgian legislation (Adjacent to Residential house)	Day	35
		Night	45
	Norm of Georgian legislation (Commercial / Industrial Territory)	Day - Night	60
			Construction Works

**Construction of a waste water treatment plant in Marneuli**

Measurement Parameter			Value	Source of Pollution
	Recommendation of the "US National Institute for Occupational Safety and Health" (NIOSH)	8 Hour	85	
	Result - N1 Point (At the Construction site)	2 Hour	64.7	
	Result - N2 Point (At the Res. Building)	2 Hour	48.9	
Vibration mm/s	DIN 4150-3 Standard		5	
	Result (Maximum value recorded)		1.82 <sup>3</sup>	
PM2.5 (µg/m <sup>3</sup> )	Allowable Concentration	24 Hour	25	
	Result	20 Minute	6	
PM10 (µg/m <sup>3</sup> )	Allowable Concentration	24 Hour	50	
	Result	20 Minute	15	
NO2 (µg/m <sup>3</sup> )	Allowable Concentration	1 Hour	200	
	Result	20 Minute	99	
O3 (µg/m <sup>3</sup> )	Allowable Concentration	8 Hour	120	
	Result	20 Minute	12	
CO (µg/m <sup>3</sup> )	Allowable Concentration	8 Hour	10	
	Result	20 Minute	<0.0	
VOC (µg/m <sup>3</sup> )	Allowable Concentration	-	1000	
	Result	20 Minute	128	

As can be seen from the received data, the noise level at point N1 (construction site) exceeds the norm established by the legislation of Georgia (commercial / industrial area). The noise level observed at this point is significantly lower than the permissible norm of "NIOSH" (85 dBA). The noise level at point N2 (near the house) is lower than the norm established by the Georgian legislation and amounts to 45.5 dBA.

A building (about 8-9 m high) is located between the point of construction works and the measurement points near the residential house, which is an obstacle (barrier) for noise propagation. Based on this, even during the period when the noise level recorded at the construction site was at its maximum level, there was no significant change in the noise level in the vicinity of the residential house.

At point N2 (near the house), the peak noise level was recorded in the five-minute interval from 10:05 to 10:10, which was 52.1 dBA.

<sup>3</sup> The initial and final vibration data are relatively high, which is due to the touch of the device on and off button, as well as moving around the device. Therefore, the initial and the final data are not used in the assessment.

**Construction of a waste water treatment plant in Marneuli**

During the measurement period, an increase in the level of vibration exposure was systematically recorded. It should be noted that in the building where the vibration measurement was taking place, people were moving, which significantly affected the vibration level. Nevertheless, during the measurement period, there was no exceedance of the reference indicators of the DIN 4150-3 standard.

According to the subjective assessment of the vibration measurement operator, the increase in the above-mentioned vibration level is caused by the movement of people in the building, and not by the production of construction works.

As can be seen from the measurement results, the level of concentrations of particulate matter in the ambient air is lower than the norm established by the legislation of Georgia and the norm/recommendation of the World Health Organization.

In the 20-minute measurement interval, the highest level of particulate matter was recorded as PM<sub>2.5</sub> - 10 (µg/m<sup>3</sup>), and PM<sub>10</sub> - 24 (µg/m<sup>3</sup>).

The concentrations of the main air polluting substances (CO, NO<sub>2</sub>, O<sub>3</sub>, VOC) are lower than the norm established by the legislation of Georgia.

*Persons responsible for the measurements:*

**Archil Revashvili**

**LTD "Eco-Spectri"**

**Signature**

**Head of Examination  
Laboratory**

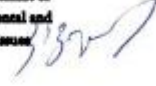


**David Kevladze**

**LTD "Eco-Spectri"**

**Signature**

**Senior specialist of  
Environmental and  
Social issues**



#### 8. Conclusion

- Based on the agreement signed between „Inai“ and L.T.D. „Eco-Spectri“, Representatives of the „Eco-Spectri“-s Examination Laboratory performed instrumental measurements of noise levels, vibration levels and concentrations of major pollutants in ambient air at the locations specified by the customer;
- The measurement was carried out in Marneuli, on the construction site of the sewage treatment plant and on the territory of the nearest residential house;
- The measurement was carried out in the area of the construction site and in the nearest residential building, which is located approximately 50 meters away from the construction site;
- The concentration levels of noise, vibration and major air pollutants were measured in line with the requirements of Georgian Legislation and the methodology and procedures developed by the Company;
- During the measurement, construction works were being carried out with high intensity, and during the measurement period a truck, a construction excavator and a mobile crane were moving to the construction site;
- As can be seen from the received data, the noise level at point N1 (construction site) exceeds the norm established by the legislation of Georgia (commercial / industrial area). The noise level observed at this point is significantly lower than the permissible norm of „NIOSH“ (85 dBA). The noise level at point N2 (near the house) is lower than the norm established by the Georgian legislation and amounts to 45.5 dBA;
- A building (about 8-9 m high) is located between the point of construction works and the measurement points near the residential house, which is an obstacle (barrier) for noise propagation. Based on this, even during the period when the noise level recorded at the construction site was at its maximum level, there was no significant change in the noise level in the vicinity of the residential house;
- At point N2 (near the house), the peak noise level was recorded in the five-minute interval from 10:05 to 10:10, which was 52.1 dBA;
- During the measurement period, an increase in the level of vibration exposure was systematically recorded. It should be noted that in the building where the vibration measurement was taking place, people were moving, which significantly affected the vibration level. Nevertheless, during the measurement period, there was no exceedance of the reference indicators of the DIN 4150-3 standard;
- According to the subjective assessment of the vibration measurement operator, the increase in the above-mentioned vibration level is caused by the movement of people in the building, and not by the production of construction works;

***Construction of a waste water treatment plant in Marneuli***

- As can be seen from the measurement results, the level of concentrations of particulate matter in the ambient air is lower than the norm established by the legislation of Georgia and the norm/recommendation of the World Health Organization;
- In the 20-minute measurement interval, the highest level of particulate matter was recorded as PM<sub>2.5</sub> - 10 ( $\mu\text{g}/\text{m}^3$ ), and PM<sub>10</sub> - 24 ( $\mu\text{g}/\text{m}^3$ );
- The concentrations of the main air polluting substances (CO, NO<sub>2</sub>, O<sub>3</sub>, VOC) are lower than the norm established by the legislation of Georgia.

Construction of a waste water treatment plant in Marneuli

Annex N1: Photos





## Construction of a waste water treatment plant in Marneuli

### Construction of a waste water treatment plant in Marneuli

#### Annex N2: Noise Measurement Results

N1 Measurement		
Date	Location	Distance from Project Area
22.06.2022	Construction Site	10 m.
N1 Measurement Result		
Average	10:18 - 11:55	
	64,7	
5 Minute Average		
1	22.06.2022 10:18	64,9
2	22.06.2022 10:23	75,5
3	22.06.2022 10:28	69,9
4	22.06.2022 10:33	65,2
5	22.06.2022 10:38	66,7
6	22.06.2022 10:43	61,3
7	22.06.2022 10:48	67,0
8	22.06.2022 10:53	61,8
9	22.06.2022 10:58	57,3
10	22.06.2022 11:03	54,4
11	22.06.2022 11:08	64,4
12	22.06.2022 11:13	67,5
13	22.06.2022 11:18	65,3
14	22.06.2022 11:23	64,5
15	22.06.2022 11:28	67,7
16	22.06.2022 11:33	65,2
17	22.06.2022 11:38	60,0
18	22.06.2022 11:43	63,6
19	22.06.2022 11:48	62,4
20	22.06.2022 11:53	57,6
21	22.06.2022 11:55	76,0

## Construction of a waste water treatment plant in Marneuli

### Construction of a waste water treatment plant in Marneuli

N2 Measurement		
Date	Location	Distance from Project Area
22.06.2022	Residential Building Yard	50 m.
N2 Measurement Result		
Average	10:10 - 11:55	
	48,9	
5 Minute Average		
1	22.06.2022 10:10	52,1
2	22.06.2022 10:15	50,3
3	22.06.2022 10:20	49,6
4	22.06.2022 10:25	50,3
5	22.06.2022 10:30	51,0
6	22.06.2022 10:35	48,4
7	22.06.2022 10:40	46,2
8	22.06.2022 10:45	48,2
9	22.06.2022 10:50	44,7
10	22.06.2022 10:55	47,0
11	22.06.2022 11:00	47,3
12	22.06.2022 11:05	43,2
13	22.06.2022 11:10	45,4
14	22.06.2022 11:15	50,5
15	22.06.2022 11:20	49,2
16	22.06.2022 11:25	49,9
17	22.06.2022 11:30	52,0
18	22.06.2022 11:35	49,0
19	22.06.2022 11:40	51,2
20	22.06.2022 11:45	50,9
21	22.06.2022 11:50	49,2
22	22.06.2022 11:55	50,8

Annex N3: Graphical data for noise measurement

Graphical data for noise measurement- N1 point (Construction Site)



Fig. 24 / 42

Conducted Survey Report

Graphical data for noise measurement- N1 point (At the residential House)

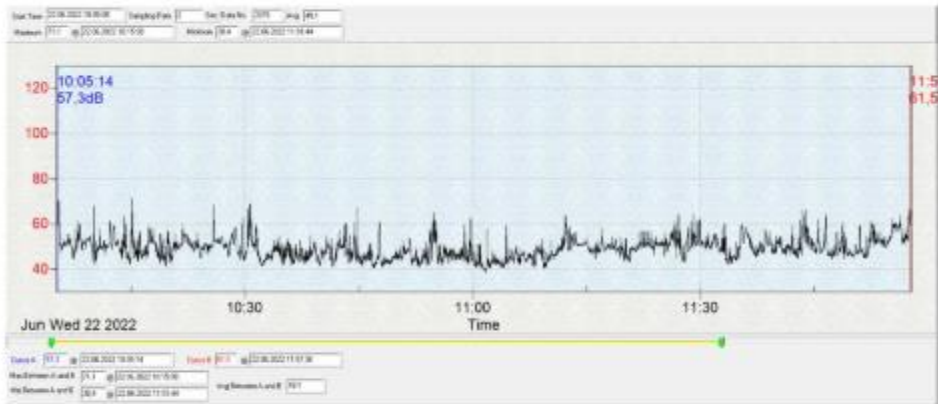


Fig. 25 / 42

Conducted Survey Report

Construction of a waste water treatment plant in Marneuli

Annex N4: Vibration Measurement Results (Protocol)

Measurement protocol N1	
<b>1. General</b>	
1.1 Person in charge	Archil Revazishvili - Head of the Examination Lab
1.2 Measurement period	22.06.2022 10:08:12 - 22.06.2022 11:58:36
<b>2. Kind of vibration</b>	
2.1 Excitation	Construction Works
2.2 Operating conditions	High intensity work
<b>3. Structure</b>	
3.1 Name and address	City Marneuli
3.2 Classification	Balcony of a residential house. Open space from three sides
3.3 Description	Residential building. According to DIN 4150-3, N2 categories of buildings (residential and similar buildings)
<b>4. Location and position</b>	
4.1 Source of vibration	



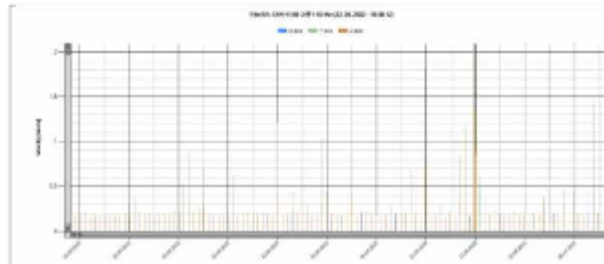
Construction of a waste water treatment plant in Marneuli



<b>5. Environmental conditions</b>	open space from three sides; Smooth floor surface
<b>6. Subjective observations</b>	The vibration of the working specifics doesn't affect on the general condition
<b>7. Measuring chain</b>	Triaxial Vibration Meter VM40B Serial number: 180665 Calibration Date: June 2022 Measurement method: DIN 4150-3 Settings: short res. found.: Frequency range: 1-80 Hz Trigger mode: 060s + events Measurement processing and report generation done with VM40MDB software.
<b>8. Measurement result</b>	
8.1 Event chart	

## Construction of a waste water treatment plant in Marneuli

*Construction of a waste water treatment plant in Marneuli*



Date	Time	X-axis	Y-axis	Z-Axis	Unit	Trigger event
22.06.2022	10:08:12	58,63	94,96	221,43	mm/s	(T)
22.06.2022	10:09:12	0,14	0,16	0,17	mm/s	(T)
22.06.2022	10:10:12	0,17	0,18	0,14	mm/s	(T)
22.06.2022	10:11:11	0,15	0,22	0,15	mm/s	(T)
22.06.2022	10:12:11	0,15	0,16	0,16	mm/s	(T)
22.06.2022	10:13:11	0,17	0,19	0,17	mm/s	(T)
22.06.2022	10:14:11	0,16	0,17	0,16	mm/s	(T)
22.06.2022	10:15:10	0,18	0,18	0,18	mm/s	(T)
22.06.2022	10:16:11	0,19	0,18	0,16	mm/s	(T)
22.06.2022	10:17:10	0,15	0,18	0,17	mm/s	(T)
22.06.2022	10:18:10	0,19	0,19	0,17	mm/s	(T)
22.06.2022	10:19:10	0,19	0,17	0,2	mm/s	(T)
22.06.2022	10:20:09	0,18	0,3	0,15	mm/s	(T)
22.06.2022	10:21:09	0,21	0,37	0,19	mm/s	(T)
22.06.2022	10:22:09	0,14	0,17	0,22	mm/s	(T)
22.06.2022	10:23:09	0,14	0,18	0,16	mm/s	(T)
22.06.2022	10:24:08	0,17	0,17	0,2	mm/s	(T)
22.06.2022	10:25:08	0,16	0,17	0,16	mm/s	(T)
22.06.2022	10:26:08	0,15	0,19	0,17	mm/s	(T)
22.06.2022	10:27:08	0,19	0,19	0,19	mm/s	(T)
22.06.2022	10:28:07	0,14	0,18	0,19	mm/s	(T)
22.06.2022	10:29:07	0,19	0,23	0,16	mm/s	(T)
22.06.2022	10:30:07	0,19	0,21	0,19	mm/s	(T)
22.06.2022	10:31:06	0,44	0,53	0,15	mm/s	(T)
22.06.2022	10:32:07	0,5	0,88	0,3	mm/s	(T)
22.06.2022	10:33:06	0,18	0,23	0,15	mm/s	(T)
22.06.2022	10:34:06	0,2	0,26	0,18	mm/s	(T)
22.06.2022	10:35:06	0,43	0,71	0,28	mm/s	(T)
22.06.2022	10:36:05	0,16	0,17	0,18	mm/s	(T)
22.06.2022	10:37:05	0,17	0,16	0,16	mm/s	(T)

## Construction of a waste water treatment plant in Marneuli

Construction of a waste water treatment plant in Marneuli

22.06.2022	10:38:05	0,15	0,19	0,16	mm/s	(T)
22.06.2022	10:39:05	0,16	0,19	0,17	mm/s	(T)
22.06.2022	10:40:04	0,16	0,17	0,18	mm/s	(T)
22.06.2022	10:41:05	0,25	0,62	0,19	mm/s	(T)
22.06.2022	10:42:04	0,17	0,18	0,16	mm/s	(T)
22.06.2022	10:43:03	0,19	0,2	0,18	mm/s	(T)
22.06.2022	10:44:04	0,2	0,21	0,22	mm/s	(T)
22.06.2022	10:45:03	0,15	0,19	0,15	mm/s	(T)
22.06.2022	10:46:03	0,14	0,2	0,17	mm/s	(T)
22.06.2022	10:47:03	0,21	0,18	0,15	mm/s	(T)
22.06.2022	10:48:02	0,17	0,18	0,17	mm/s	(T)
22.06.2022	10:49:02	0,17	0,17	0,16	mm/s	(T)
22.06.2022	10:50:02	0,46	1,21	0,45	mm/s	(T)
22.06.2022	10:51:02	0,16	0,16	0,17	mm/s	(T)
22.06.2022	10:52:01	0,19	0,16	0,17	mm/s	(T)
22.06.2022	10:53:02	0,22	0,43	0,14	mm/s	(T)
22.06.2022	10:54:01	0,17	0,21	0,17	mm/s	(T)
22.06.2022	10:55:00	0,49	0,7	0,26	mm/s	(T)
22.06.2022	10:56:01	0,24	0,29	0,17	mm/s	(T)
22.06.2022	10:57:00	0,15	0,17	0,16	mm/s	(T)
22.06.2022	10:58:01	0,17	0,21	0,16	mm/s	(T)
22.06.2022	10:59:00	0,71	1,04	0,3	mm/s	(T)
22.06.2022	10:59:59	0,33	0,45	0,18	mm/s	(T)
22.06.2022	11:01:00	0,18	0,18	0,19	mm/s	(T)
22.06.2022	11:01:59	0,18	0,17	0,17	mm/s	(T)
22.06.2022	11:02:59	0,17	0,15	0,15	mm/s	(T)
22.06.2022	11:03:59	0,13	0,19	0,17	mm/s	(T)
22.06.2022	11:04:58	0,72	1,04	0,39	mm/s	(T)
22.06.2022	11:05:58	0,18	0,16	0,18	mm/s	(T)
22.06.2022	11:06:58	0,2	0,16	0,22	mm/s	(T)
22.06.2022	11:07:58	0,18	0,16	0,22	mm/s	(T)
22.06.2022	11:08:57	0,14	0,2	0,14	mm/s	(T)
22.06.2022	11:09:57	0,17	0,13	0,17	mm/s	(T)
22.06.2022	11:10:57	0,15	0,2	0,16	mm/s	(T)
22.06.2022	11:11:57	0,15	0,2	0,16	mm/s	(T)
22.06.2022	11:12:57	0,16	0,28	0,17	mm/s	(T)
22.06.2022	11:13:56	0,19	0,22	0,16	mm/s	(T)
22.06.2022	11:14:56	0,15	0,2	0,18	mm/s	(T)
22.06.2022	11:15:56	0,17	0,17	0,19	mm/s	(T)
22.06.2022	11:16:55	0,4	0,67	0,25	mm/s	(T)
22.06.2022	11:17:55	0,14	0,21	0,16	mm/s	(T)
22.06.2022	11:18:55	0,19	0,19	0,15	mm/s	(T)
22.06.2022	11:19:54	0,93	1,82	0,81	mm/s	(T)
22.06.2022	11:20:55	0,14	0,17	0,17	mm/s	(T)
22.06.2022	11:21:54	0,13	0,19	0,18	mm/s	(T)
22.06.2022	11:22:54	0,18	0,3	0,14	mm/s	(T)

## Construction of a waste water treatment plant in Marneuli


### Construction of a waste water treatment plant in Marneuli

22.06.2022	11:23:54	0,16	0,14	0,16	mm/s	(T)
22.06.2022	11:24:53	0,18	0,23	0,18	mm/s	(T)
22.06.2022	11:25:54	0,14	0,17	0,17	mm/s	(T)
22.06.2022	11:26:53	0,62	0,85	0,33	mm/s	(T)
22.06.2022	11:27:52	1,12	1,13	1,19	mm/s	(T)
22.06.2022	11:28:53	0,14	0,16	0,18	mm/s	(T)
22.06.2022	11:29:43	36,88	2,26	0,14	mm/s	0-A
22.06.2022	11:29:44	36,88	OVERL	OVERL	mm/s	A-0
22.06.2022	11:29:46	36,88	OVERL	OVERL	mm/s	0-A
22.06.2022	11:29:49	0,85	0,31	1,34	mm/s	A-0
22.06.2022	11:29:50	0,49	0,63	6,86	mm/s	0-A
22.06.2022	11:29:51	0,14	0,08	0,76	mm/s	A-0
22.06.2022	11:29:52	45,96	OVERL	OVERL	mm/s	(T)
22.06.2022	11:29:58	0,08	0,07	20,23	mm/s	0-A
22.06.2022	11:30:00	0,18	0,2	0,86	mm/s	A-0
22.06.2022	11:30:52	0,61	0,61	OVERL	mm/s	(T)
22.06.2022	11:31:52	0,24	0,38	0,17	mm/s	(T)
22.06.2022	11:32:51	0,17	0,19	0,19	mm/s	(T)
22.06.2022	11:33:52	0,16	0,19	0,23	mm/s	(T)
22.06.2022	11:34:51	0,17	0,2	0,17	mm/s	(T)
22.06.2022	11:35:50	0,15	0,17	0,16	mm/s	(T)
22.06.2022	11:36:51	0,18	0,19	0,16	mm/s	(T)
22.06.2022	11:37:50	0,15	0,19	0,22	mm/s	(T)
22.06.2022	11:38:50	0,15	0,18	0,15	mm/s	(T)
22.06.2022	11:39:50	0,15	0,17	0,17	mm/s	(T)
22.06.2022	11:40:50	0,14	0,18	0,15	mm/s	(T)
22.06.2022	11:41:49	0,16	0,17	0,18	mm/s	(T)
22.06.2022	11:42:49	0,15	0,18	0,19	mm/s	(T)
22.06.2022	11:43:49	0,32	0,38	0,31	mm/s	(T)
22.06.2022	11:44:49	0,19	0,19	0,18	mm/s	(T)
22.06.2022	11:45:49	0,19	0,16	0,15	mm/s	(T)
22.06.2022	11:46:48	0,15	0,18	0,19	mm/s	(T)
22.06.2022	11:47:48	0,2	0,47	0,18	mm/s	(T)
22.06.2022	11:48:48	0,18	0,17	0,18	mm/s	(T)
22.06.2022	11:49:47	0,24	0,44	0,16	mm/s	(T)
22.06.2022	11:50:48	0,14	0,19	0,17	mm/s	(T)
22.06.2022	11:51:47	0,14	0,18	0,15	mm/s	(T)
22.06.2022	11:52:46	0,17	0,2	0,15	mm/s	(T)
22.06.2022	11:53:47	0,45	1,42	0,49	mm/s	(T)
22.06.2022	11:54:46	0,2	0,18	0,17	mm/s	(T)
22.06.2022	11:55:46	0,21	0,21	0,15	mm/s	(T)
22.06.2022	11:56:46	0,19	0,2	0,2	mm/s	(T)
22.06.2022	11:57:46	0,22	0,26	0,17	mm/s	(T)
22.06.2022	11:58:10	51,35	32,83	58,87	mm/s	0-A
22.06.2022	11:58:13	1,3	1,13	1,04	mm/s	A-0
22.06.2022	11:58:36	0,11	0,12	0,08	mm/s	END

Pg. 30 / 42

Conducted Survey Report

### Construction of a waste water treatment plant in Marneuli

<b>9. Evaluation</b>	Generated vibration from construction works does not affect the overall condition
<b>10. Sign</b>	
Signature	Archil Revazishvili 



## Construction of a waste water treatment plant in Marneuli

*Construction of a waste water treatment plant in Marneuli*

**Annex N5: Results of measurements of major air pollutants**

Index	Date Time	Monitor ID	Location ID	CO (µg/m <sup>3</sup> )	NO2 (µg/m <sup>3</sup> )	O3 (µg/m <sup>3</sup> )	PM10 (µg/m <sup>3</sup> )	PM2,5 (µg/m <sup>3</sup> )	VOC (µg/m <sup>3</sup> )
1	22 Jun 2022 10:11						11	5	
2	22 Jun 2022 10:12	1	1				13	6	
3	22 Jun 2022 10:13	1	1				16	6	
4	22 Jun 2022 10:14	1	1				14	7	
5	22 Jun 2022 10:15	1	1				11	6	
6	22 Jun 2022 10:16	1	1				15	7	
7	22 Jun 2022 10:17	1	1				24	10	
8	22 Jun 2022 10:18	1	1				13	6	
9	22 Jun 2022 10:19	1	1				13	6	
10	22 Jun 2022 10:20	1	1				15	7	
11	22 Jun 2022 10:21	1	1				15	7	
12	22 Jun 2022 10:22	1	1				11	5	
13	22 Jun 2022 10:23	1	1				9	4	
14	22 Jun 2022 10:24	1	1				15	6	
15	22 Jun 2022 10:25	1	1				12	4	
16	22 Jun 2022 10:26	1	1				16	8	
17	22 Jun 2022 10:27	1	1				22	9	
18	22 Jun 2022 10:28	1	1				15	6	
19	22 Jun 2022 10:29	1	1				16	6	
20	22 Jun 2022 10:30	1	1				17	7	
21	22 Jun 2022 10:38	1	1		123				
22	22 Jun 2022 10:39	1	1		123				
23	22 Jun 2022 10:40	1	1		109				
24	22 Jun 2022 10:41	1	1		123				
25	22 Jun 2022 10:42	1	1		119				
26	22 Jun 2022 10:43	1	1		100				

Pg. 32 / 42

**Conducted Survey Report**

*Construction of a waste water treatment plant in Marneuli*

Index	Date Time	Monitor ID	Location ID	CO (µg/m <sup>3</sup> )	NO2 (µg/m <sup>3</sup> )	O3 (µg/m <sup>3</sup> )	PM10 (µg/m <sup>3</sup> )	PM2,5 (µg/m <sup>3</sup> )	VOC (µg/m <sup>3</sup> )
27	22 Jun 2022 10:44	1	1		105				
28	22 Jun 2022 10:45	1	1		96				
29	22 Jun 2022 10:46	1	1		96				
30	22 Jun 2022 10:47	1	1		88				
31	22 Jun 2022 10:48	1	1		90				
32	22 Jun 2022 10:49	1	1		84				
33	22 Jun 2022 10:50	1	1		80				
34	22 Jun 2022 10:51	1	1		100				
35	22 Jun 2022 10:52	1	1		90				
36	22 Jun 2022 10:53	1	1		96				
37	22 Jun 2022 10:54	1	1		98				
38	22 Jun 2022 10:55	1	1		88				
39	22 Jun 2022 10:56	1	1		84				
40	22 Jun 2022 10:57	1	1		84				
41	22 Jun 2022 11:03	1	1						280
42	22 Jun 2022 11:04	1	1						260
43	22 Jun 2022 11:05	1	1						190
44	22 Jun 2022 11:06	1	1						180
45	22 Jun 2022 11:07	1	1						120
46	22 Jun 2022 11:08	1	1						110
47	22 Jun 2022 11:09	1	1						110
48	22 Jun 2022 11:10	1	1						150
49	22 Jun 2022 11:11	1	1						110
50	22 Jun 2022 11:12	1	1						105
51	22 Jun 2022 11:13	1	1						90
52	22 Jun 2022 11:14	1	1						115
53	22 Jun 2022 11:15	1	1						95
54	22 Jun 2022 11:16	1	1						80
55	22 Jun 2022 11:17	1	1						85

Pg. 33 / 42

**Conducted Survey Report**

## Construction of a waste water treatment plant in Marneuli

### Construction of a waste water treatment plant in Marneuli

Index	Date Time	Monitor ID	Location ID	CO (µg/m <sup>3</sup> )	NO2 (µg/m <sup>3</sup> )	O3 (µg/m <sup>3</sup> )	PM10 (µg/m <sup>3</sup> )	PM2,5 (µg/m <sup>3</sup> )	VOC (µg/m <sup>3</sup> )
56	22 Jun 2022 11:18	1	1						75
57	22 Jun 2022 11:19	1	1						75
58	22 Jun 2022 11:20	1	1						90
59	22 Jun 2022 11:21	1	1						120
60	22 Jun 2022 11:22	1	1						110
61	22 Jun 2022 11:27	1	1			4			
62	22 Jun 2022 11:28	1	1			9			
63	22 Jun 2022 11:29	1	1			0			
64	22 Jun 2022 11:30	1	1			0			
65	22 Jun 2022 11:31	1	1			0			
66	22 Jun 2022 11:32	1	1			4			
67	22 Jun 2022 11:33	1	1			0			
68	22 Jun 2022 11:34	1	1			13			
69	22 Jun 2022 11:35	1	1			13			
70	22 Jun 2022 11:36	1	1			13			
71	22 Jun 2022 11:37	1	1			26			
72	22 Jun 2022 11:38	1	1			9			
73	22 Jun 2022 11:39	1	1			28			
74	22 Jun 2022 11:40	1	1			28			
75	22 Jun 2022 11:41	1	1			28			
76	22 Jun 2022 11:42	1	1			24			
77	22 Jun 2022 11:46	1	1	<0.0					
78	22 Jun 2022 11:47	1	1	<0.0					
79	22 Jun 2022 11:48	1	1	<0.0					
80	22 Jun 2022 11:49	1	1	<0.0					
81	22 Jun 2022 11:50	1	1	<0.0					
82	22 Jun 2022 11:51	1	1	<0.0					
83	22 Jun 2022 11:52	1	1	<0.0					
84	22 Jun 2022 11:53	1	1	<0.0					

Fig. 34 / 42

#### Conducted Survey Report

### Construction of a waste water treatment plant in Marneuli

Index	Date Time	Monitor ID	Location ID	CO (µg/m <sup>3</sup> )	NO2 (µg/m <sup>3</sup> )	O3 (µg/m <sup>3</sup> )	PM10 (µg/m <sup>3</sup> )	PM2,5 (µg/m <sup>3</sup> )	VOC (µg/m <sup>3</sup> )
85	22 Jun 2022 11:54	1	1	<0.0					
86	22 Jun 2022 11:55	1	1	<0.0					
87	22 Jun 2022 11:56	1	1	<0.0					
88	22 Jun 2022 11:57	1	1	<0.0					
89	22 Jun 2022 11:58	1	1	<0.0					
90	22 Jun 2022 11:59	1	1	<0.0					
91	22 Jun 2022 12:00	1	1	<0.0					
92	22 Jun 2022 12:01	1	1	<0.0					
93	22 Jun 2022 12:02	1	1	<0.0					
94	22 Jun 2022 12:03	1	1	<0.0					
<b>20 min. Average</b>				<b>&lt;0.0</b>	<b>99</b>	<b>12</b>	<b>15</b>	<b>6</b>	<b>128</b>

Construction of a waste water treatment plant in Marneuli

Annex N6: Certificates of expert participating in the measurement



**Construction of a waste water treatment plant in Marneuli**



Construction of a waste water treatment plant in Marneuli




Construction of a waste water treatment plant in Marneuli



Annex N7: Calibration certificates for measuring Devices



Conducted Survey Report



Conducted Survey Report

**Construction of a waste water treatment plant in Marneuli**

<b>Air quality Measurement Device</b>				
<b>PM 10 - 2.5</b>	<b>VOC</b>	<b>CO</b>	<b>NO2</b>	<b>O3</b>
				

**Conducted Survey Report**

**Fig 42 / 42**

**ANNEX B: PHOTOS OF SITES**

**MAR-02, CONSTRUCTION OF WWTP IN MARNEULI**

**Photo N1**



**Photo N2**



*Construction of a waste water treatment plant in Marneuli*

---



**Photo N3**



**Photo N5**



**Photo N6**



**CONSTRUCTION AND REHABILITATION OF THE WATER SUPPLY SYSTEM IN CHIATURA (CHI-02)**

**PHOTO No1 – WELLFIELD BOREHALL N1**



**PHOTO No2 – AVARIONI WATER METER INSTALATION**

*Construction of a waste water treatment plant in Marneuli*

---



**CONSTRUCTION AND REHABILITATION OF THE WATER SUPPLY SYSTEM IN MARNEULI MAR-01**

**JANDARI RESERVOIR**

**PHOTO No1**



**ANNEX C: NON-COMPLIANCE NOTICE, MAR-02, 17 MARCH 2022**

**Social Safeguard Report of WWTP. MAR-02**

**Site:** Marneuli (MAR - 02)  
**Contractor:** Toshiba Water Solutions Pvt. Ltd and IN-SI LLC (JV partner)  
**Date:** 17.03.2022  
**Inspectors:** Social safeguard specialist of the Engineer

On 17<sup>th</sup> of March 2022 Social Safeguard Specialist of the Engineer inspected construction activities of Wastewater Treatment Plant. Entrance to the site is muddy and not maintained, there is huge pile of the subsoil at the side of the road that contains the risk of landslide, blocking the road and creating hazard of passengers and pollution of the river that is very close to the road.

COVID prevention measures is successfully implemented at the site. The signs illustrating hand washing and mask wearing rules are posted at information desk. The log of daily temperature measurement is regularly maintained and kept at camp office. Hand sanitizer present at the site.

Corrective action:

1. Contractor to avoid piling the subsoil high height and too close to the roads and especially to the river.
2. Implement some protection measures that will ensure stability of the piled earth.
3. Gravel the access road to the site



Photo 1: informative signs for preventive measures against COVID



Photo 2: Muddy road and excavated materials



Photo 3: Muddy access road



**Construction of a waste water treatment plant in Marneuli**

		
<p><b>Photo #7</b></p>	<p><b>Photo #8</b></p>	<p><b>Photo #9</b></p>
		
<p>All these conditions have to be remedied within 7 days (12.04.2022) by the prime Contractor (JV TWS-INSI)</p>		
<p><b>Date of site visit 17.03.2022</b></p>		
<p>Kate Chomakhidze UWSCG/USIIP Environmental Consultant</p>	<p>Site visit was attended by Ms.Maka Goderdzishvili, Head, Department of Environmental Protection and Permits (DEPP) of UWSCG</p>	



**NON-COMPLIANCE NOTICE, MAR-02, 19 March 2022**

**United Water Supply Company of Georgia**

**19.03.2022**

**Non-Compliance Notice**

<b>Project:</b> Urban Services Improvement Investment Program, Georgia	<b>Non-compliance Notice Marneuli (MAR-02)</b>
<b>Contract No:</b> UWSCG-ICB-MAR-02-2019	
<b>Contractor:</b> JV TWS-INSI	
<b>Reference:</b> Construction of Waste Water Treatment Plant in Marneuli	

This notice is to advise you, the prime Contractor, on the referenced Contract, of the following notice on environmental measures to be implemented **urgently**.

**NON-COMPLIANCE IN MARNEULI**

**MARNEULI WWTP**

- Site internally should be better arranged, materials should be better segregated/stored and cleaned regularly (photo #1)
- Although the insecure connection to the power socket has been partially improved, all cables in the facility must be protected to avoid any damage to users of the power supply; (photo #2)
- Concrete wash out pit should be arranged at construction site, "Concrete Rivers" should be immediately removed from the soil (Photo #3)
- In case planned to have some amount of fuel on the site – adequate protection of environment from spreading of accidentally spilled liquid (Precaution measures include – secondary containment capable to retain 110% of container volume should be arranged (Photo #4)
- Top Soil should be stored properly and managed in accordance with the required regulations (Photo #5, #6)
- Proper waste containers with roof & and concrete basement should be installed at the storage area (Photo #7)
- Provide warning signs or safety tapes around open trenches on the construction area for safety issues of workers (Photo #8)
- Safety issues on construction sites, Workers always should use complete set of PPE (Photo #9).

**Photos of Marneuli WWTP**



***Construction of a waste water treatment plant in Marneuli***



**Photo #7**



**Photo #8**



**Photo #9**



All these conditions have to be remedied within 7 days (12.04.2022) by the prime Contractor (JV TWS-INSI)

**Date of site visit 19.03.2022**

Kate Chomakhidze  
UWSCG/USIIP Environmental Consultant

Site visit was attended by Ms.Maka Goderdzishvili,  
Head, Department of Environmental Protection and  
Permits (DEPP) of UWSCG

***Construction of a waste water treatment plant in Marneuli***



All these conditions have to be remedied within 7 days by the prime Contractor (JV TWS-INSI)

**Date of site visit 08.12.2021**

Kate Chomakhidze  
UWSCG/USIIP Environmental Consultant

Site visit was attended by Ms.Maka Goderdzishvili,  
Head, Department of Environmental Protection and  
Permits (DEPP) of UWSCG

**ANNEX E: CORRECTIVE ACTION PLAN MAR-02, 12 APRIL 2022**

**Corrective Action Plan**

Non-compliance point	Non-compliance photo	Corrective action photo
<p>1. Site internally should be better arranged, materials should be better segregated/stored and cleaned regularly</p>		

Non-compliance point	Non-compliance photo	Corrective action photo
<p>2. Although the insecure connection to the power socket has been partially improved, all cables in the facility must be protected to avoid any damage to users of the power supply</p>		 <p>Partially power cable is protected by black corrugated pipe and missing part will be repaired shortest</p>
<p>3. Concrete wash out pit should be arranged at construction site, "Concrete Rivers" should be immediately removed from the soil</p>		 <p>Concrete wash out pit is arranged</p>

**Construction of a waste water treatment plant in Marneuli**

Non-compliance point	Non-compliance photo	Corrective action photo
		 <p data-bbox="766 1144 938 1159">Concrete spots are removed</p>
<p data-bbox="214 1201 396 1438">4. In case planned to have some amount of fuel on the site – adequate protection of environment from spreading of accidentally spilled liquid (Precaution measures include – secondary containment capable to retain 110% of container volume should be arranged</p>		 <p data-bbox="766 1465 1107 1480">Pump was used temporarily and now is totally removed</p>
<p data-bbox="214 1495 396 1579">5. Proper waste containers with roof &amp; and concrete basement should be installed at the storage area</p>		 <p data-bbox="766 1732 1185 1768">Container is used only for Household waste and does not need roof &amp; and concrete basement</p>

***Construction of a waste water treatment plant in Marneuli***

Non-compliance point	Non-compliance photo	Corrective action photo
<p>5. Provide warning signs or safety tapes around open trenches on the construction area for safety issues of workers</p>		 <p data-bbox="755 470 1177 510">Warning signs and safety tapes around deep excavation zone are arranged</p>

## ANNEX F: GENERAL GUIDELINES RELATED TO INFECTION (COVID-19) CAUSED BY NOVEL CORONAVIRUS (SARS-COV-2) FOR CONSTRUCTION SECTOR



MINISTRY OF INTERNALLY DISPLACED PERSONS FROM THE OCCUPIED TERRITORIES, LABOUR, HEALTH AND SOCIAL AFFAIRS OF GEORGIA

Labour Conditions Inspection Department  
Create Together Safe Working Environment

Annex №2

### General Guidance Related to Infection (COVID-19) Caused by Novel Coronavirus (SARS-CoV-2) for Construction Sector

Note: In accordance with Order N281/N of the Minister of Internally Displaced Persons from the Occupied Territories, Labour, Health and Social Affairs of Georgia on "the rule for Examination for Short-term Employment Disability and Issuance of Doctors Note", the Ministry of Internally Displaced Persons from the Occupied Territories, Labour, Health and Social Affairs of Georgia will issue an equivalent document to the doctors excuse note (Medical Certificate) to persons quarantined in order to prevent the spread of coronavirus. The document will serve as the basis to receive monthly payment and therefore, the working days spend in quarantine or in self-isolation will be legitimate and fully paid to the employees. In order to get the certificate, an interested person has to apply to the Ministry of Internally Displaced Persons from the Occupied Territories, Labour, Health and Social Affairs of Georgia at - [info@mlsh.gov.ge](mailto:info@mlsh.gov.ge).

For further information, please contact:

☎ 15 05

☎ 116 001

**StopCoV.ge**

*The job of builders involves constantly changing work places and work activity existing in open-air conditions. For this reason, in terms of virus spread, construction falls within the medium risk sector because its specificity covers natural ventilation. Nevertheless, it is important to consider the following preventive measures at construction work.*



**The staff must not appear in the workplace if they :**

- Left the affected country over the past 14 days;
- Were in close contact with infected person/persons for the past 14 days (they must be self-isolated/quarantined as per the rule);
- Have symptoms of respiratory infection (coughing, temperature, sneezing, difficulty in breathing, general weakness etc.);
- Are among the ones who have high risk of getting infected with COVID-19 or serious complications: over 70 years of age, people suffering from chronic diseases (cardio-vascular diseases, diabetes, bronchial asthma and other respiratory diseases).

### Employer's responsibilities

- Whether or not the incidence of infection is detected, employer should develop an emergency action plan to support reduction of working days missed due to illness, and in case of detection – prevention of spread;
- Provide employees with information about safe working procedures and about prevention of virus spread (guide with the recommendations defined by LEPL L. Sakvarelidze National Center for Disease Control and Public Health of the Ministry of Internally Displaced Persons from the Occupied Territories, Labour, Health and Social Affairs of Georgia);
- Inside the working space post announcements about COVID-19 and about the preventive measures that have been identified by LEPL L. Sakvarelidze National Center for Disease Control and Public Health;
- In relation to the employees who can perform job remotely (administrative personnel) ensure as much as possible use of such working mode;
- At the entrances of break room/dining room, place disinfecting rugs with relevant mandatory sign marking;
- Provide hand-washing facility with soap and other disinfectants. If hand-washing facility is not feasible, at least 70% alcohol-based hand cleansing liquid should be used;
- Visibly place the hand sanitizers and post the rules of their proper use;
- Make sure that employees have access to hand sanitizers and are aware of their use with proper rules;
- Provide all employees and contractors, personnel responsible for cleaning with information about relevant preventive measures to avoid spread of coronavirus in the working environment;
- Train the employees in proper use and further storage/removal of personal protective equipment and disinfectants;



- Depending on their work specificity, provide the employees with necessary personal protective equipment (protective clothing, protective shoes, helmet, gloves, respirator) and establish control on their use;
- Periodically, several times a day ensure natural ventilation of closed spaces/facilities;
- At certain periodicities disinfect frequently used working equipment and working places;
- Maintain ergonomics at construction site. Ensure timely cleaning of working space and timely disposal of construction waste.
- For employees and visitors ensure closed containers for used disposable tissues and other used hygienic waste in the working space.

### Employees' responsibilities

Ensuring proper hand hygiene regularly and thoroughly is the best way to be protected from most of the viruses. Therefore, it is necessary to take the following measures in the workplace:

- Follow hygiene rules in your workplace;
- Carry out the working process in accordance with emergency situations action plan defined by employer/occupational safety manager;
- When greeting do not shake hands and avoid contact with others (touching etc.);
- Avoid gatherings, it is recommended not more than 10 people in one working platform by keeping a safe distance (at least 2 m);
- While performing your work, fully use personal protective equipment provided by the employers;
- Treat with disinfectants the working places and tools used in the course of the work;
- Before and after taking meals, before and after using the restrooms thoroughly wash your hands with soap and water. After washing dry your hands well;
- If you can not wash and dry your hands, use alcohol-based hand sanitizers;
- Keep safe distance (at least 2 m);
- While coughing or sneezing, cover the face with a clean tissue or elbow and place used dispensable tissue in the waste bin;
- Avoid touching your eyes, nose and mouth with your hands.



2. These recommendations have been developed to be communicated to all employers, workers and stakeholders. Everyone is urged to regularly promote and adhere to this document;
3. Site inductions should be updated as required to include information on coronavirus (COVID-19) potential risks and workplace specific controls that have been implemented such as daily screening, health checks and symptoms of coronavirus (COVID-19), staggered start, finish and meal times, good hygiene practices and cleaning regimes and PPE requirements;
4. Toolbox talks should be regularly conducted, and workers are to be encouraged to put forward practical ideas for changing work practices to avoid the spread of coronavirus (COVID-19). Toolbox talks should also provide clarity to workers on leave arrangements for those that cannot work, and to encourage self-reporting and minimize the spread of risk;
5. Toolbox talks should also include updates from the responsible Health Officer as they occur and additional information on the severity of the pandemic and the importance of physical distancing at toolbox meetings.

#### **15. Other measures**

1. Construction sites are diverse and vary in complexity, employers must apply a risk-based approach and implement reasonably practical controls based on the environment and specific hazards at each construction site. In addition to the aforementioned measures and controls mentioned in this section, employers should consider other measures for implementation such as:
  - Using alternatives to face to face meetings where practicable;
  - Reducing the length and size of meetings, especially for critical employees, by requiring some or all to dial in;
  - consider off-site fabrication;
  - ensuring working from home arrangements are enabled where feasible;
  - Structuring management teams to ensure contingency in the event of team members needing to be isolated or quarantined at home.

#### **16. Vulnerable workers**

1. Has been identified the following groups of people as vulnerable workers in relation to coronavirus (COVID-19):

- people over the age of 70;
  - people with chronic diseases (cardiovascular disease, diabetes, bronchial asthma and other respiratory diseases)
2. Where practical, reasonable action should be taken to minimize vulnerable workers from conducting higher risk roles.

**17. Summary of recommendations and responsibility**

#	Activity	Responsible for implementation
1.	To provide employees with the information about the work safety procedures and prevention of virus spread (guided by the recommendations of the Ministry of Internally Displaced Persons from the Occupied Territories, Labor, Health and Social Affairs of Georgia and LEPL I. Sakvarelidze National Center for Disease Control and Public Health)	Employer
2.	To place ads in the workspace about the COVID-19 and its preventive measures defined by the LEPL I. Sakvarelidze National Center for Disease Control and Public Health	Employer
3.	To ensure maximum use of remote work in relation to those employees who can perform work remotely (administrative personnel)	Employer
4.	To put mattings at the entrance of the lounge room / dining room, with the relevant sign of indication	Employer
5.	To ensure hand washing at the workspace with appropriate soap and other hygiene products. In case of inability to wash hands, to provide with at least 70% alcohol- based hand cleaning liquids	Employer
6.	To place hand sanitizers and the instruction for their proper use in a prominent place	Employer
7.	To ensure that employees have access to hand sanitizers and know how to use them in accordance with the relevant instructions	Employer
8.	To provide information to all staff and contractors, as well as cleaning staff, on appropriate preventive measures to avoid the spread of coronavirus in the work environment	Employer
9.	To train the employees on the proper use of personal protective equipment and its subsequent storage / disposal	Employer
10.	To provide employees with the necessary personal protective equipment (overalls, special shoes, helmet, gloves, medical mask) based on the specifics of their job and establish control over their use	Employer
11.	Periodically, several times a day ensure natural ventilation of indoor spaces/closets	Employer
12.	Periodically ensure disinfection of workplaces and frequently used equipment	Employer
13.	To keep ergonomics in order at the construction site. To ensure the prompt cleaning of workspace and removal of construction waste	Employer
14.	To ensure placement of closed containers for the disposable napkins and other hygiene waste used by both employees and visitors	Employer
15.	Follow the rules of hygiene at your workplace	Employee

***Construction of a waste water treatment plant in Marneuli***

---

16.	Carry out the work process in accordance with the Emergency Action Plan defined by the employer / work safety manager	Employee
17.	Avoid shaking hands and direct contact with others (touch, etc.) while saluting	Employee
18.	Avoid gathering, the work of more than 10 people on one work platform at a safe distance (less than 2 m) is not recommended	Employee
19.	When performing the work, make full use of the personal protective equipment provided by the employer	Employee
20.	Clean the workplaces and the tools and equipment used during the work process with disinfectants	Employee
21.	Thoroughly wash your hands with soap and water before and after eating, as well as before and the bathroom. Dry your hands thoroughly after washing	Employee
22.	Use alcohol-based hand sanitizers in case if you are unable to wash and dry your hands	Employee
23.	Keep a safe distance (not less than 1.5 m);	Employee
24.	Cover your mouth with clean napkin or elbow when coughing and sneezing and then throw the used disposable napkin in the trash	Employee
25.	Avoid touching your eyes, nose, or mouth with your hands.	Employee

18. Informational banners for COVID -19

**ახალი კორონავირუსი**  
(COVID-19)

**დაიცავით ხელის კიბიჩნა რუსპირაციული ინფექციების თავიდან ასახილვლად**

ხელებს ხილული დაბინძურების შემთხვევაში, დაიბანეთ საპნითა და გამდინარე წყლით



იმ შემთხვევაში, თუ ხელები მესამედად ზეფთაა, გამოიყენეთ ხელის დასამუშავებელი ხშირტი მებეველი ხსნარი



World Health Organization  
საქართველოს ეროვნული ცენტრი COVID-19-ის შესახებ  
საქართველოს ეროვნული ცენტრი COVID-19-ის შესახებ

NCDC.GE  
ცხელი ხაზი: 116 001  
07.02.2020

**ახალი კორონავირუსი**  
(COVID-19)

როგორ უნდა გაიკეთოთ, მოხმაროთ, მოხსნათ და გადააბოლოთ ნილასი

**ნილების გაკეთებამდე დაიბანე ხელები საპნითა და წყლით ან დაიმუშავე სპირტისმემცველი ხსნარით**



NCDC.GE  
ცხელი ხაზი: 116 001  
07.02.2020

**ახალი კორონავირუსი**  
(COVID-19)

როგორ უნდა გაიკეთოთ, მოხმაროთ, მოხსნათ და გადააბოლოთ ნილასი

**ნილასი უნდა ფარავდეს ცხვირისა და პირის მიდამოს. დარწმუნდით, რომ ნილასი მჭიდროდაა მორგებული სახეზე**



World Health Organization  
საქართველოს ეროვნული ცენტრი COVID-19-ის შესახებ  
საქართველოს ეროვნული ცენტრი COVID-19-ის შესახებ

NCDC.GE  
ცხელი ხაზი: 116 001  
07.02.2020

**ახალი კორონავირუსი**  
(2019-nCoV)

როგორ უნდა გავიკეთოთ, მოიხმაროთ, მოიხსნათ და გადააბოლოთ ნიღაბი

**მოხმარებისას არ შეეხოთ ნიღაბს;  
შეხების შემთხვევაში, დაიბანეთ ხელები  
საპნითა და წყლით ან დაიმუშავთ  
სპირტისშემცველი ხსნარით.**



 საქართველოს ეპიდემიოლოგიისა და ინფექციური კვლევის ცენტრი  
საქართველოს ეპიდემიოლოგიისა და ინფექციური კვლევის ცენტრი  
საქართველოს ეპიდემიოლოგიისა და ინფექციური კვლევის ცენტრი

 **World Health Organization**

 **NCDC.GE**  
 **ცხელი ხაზი: 116 001**  
 **07.02.2020**

**ახალი კორონავირუსი**  
(2019-nCoV)

როგორ უნდა გავიკეთოთ, მოიხმაროთ, მოიხსნათ და გადააბოლოთ ნიღაბი

**ნიღბის მოხსნის წესი:  
მოიხსენით ნიღაბი უკანა თავსმის მეშვეობით  
(არ შეეხოთ ნიღბის წინა ნაწილს);  
მოხსნისთანავე გადააგდეთ უახლოეს დახურულ ნაგვის  
ურნაში; დაიბანეთ ხელები წყლითა და საპნით ან  
დაიმუშავთ სპირტისშემცველი ხსნარით**



 საქართველოს ეპიდემიოლოგიისა და ინფექციური კვლევის ცენტრი  
საქართველოს ეპიდემიოლოგიისა და ინფექციური კვლევის ცენტრი  
საქართველოს ეპიდემიოლოგიისა და ინფექციური კვლევის ცენტრი

 **World Health Organization**

 **NCDC.GE**  
 **ცხელი ხაზი: 116 001**  
 **07.02.2020**

**ANNEX G: EMERGENCY RESPOCE PLAN, HILL**



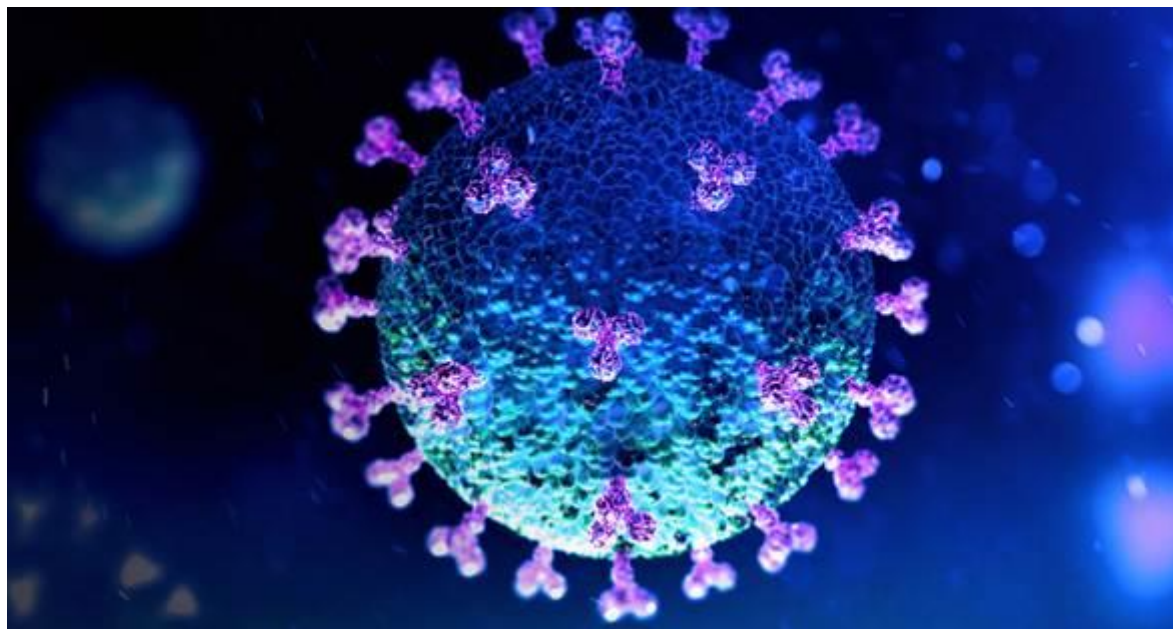
**HILL**



**Georgia: CONSTRUCTION SUPERVISION CONSULTANCY SERVICES  
FOR URBAN SERVICES IMPROVEMENT INVESTMENT PROJECT (USIIP)**

**Financed by the Asian Development Bank and Government of Georgia**

**COVID-19 Emergency Management Plan in Construction Sector**



Prepared by: **HILL** - Supervision Consultant  
Tbilisi, Georgia

*For: Ministry of Regional Development & Infrastructure (MRDI)*

*United Water Supply Company of Georgia (UWSCG)*

**Content**

1. PREAMBLE.....	137
<b>1.1 Project Description .....</b>	<b>137</b>
<b>1.2 Coronavirus .....</b>	<b>137</b>
2. PURPOSE .....	139
3. CONTROLLING RISKS ON SITE .....	139
<b>3.1 Screening workers coming to site .....</b>	<b>139</b>
<b>3.2 Workplace Mapping .....</b>	<b>140</b>
<b>3.3 Physical Distancing .....</b>	<b>140</b>
<b>3.4 Hygiene .....</b>	<b>141</b>
<b>3.5 Shared tools, plant and equipment .....</b>	<b>141</b>
<b>3.6 Cleaning and Disinfecting .....</b>	<b>142</b>
<b>3.7 Personnel hoists .....</b>	<b>142</b>
<b>3.8 Personal Protective Equipment (PPE) .....</b>	<b>143</b>
<b>3.9 Common areas .....</b>	<b>143</b>
<b>3.10 Inspections .....</b>	<b>143</b>
<b>3.11 Travel .....</b>	<b>143</b>
<b>3.12 General Communication .....</b>	<b>143</b>
<b>3.14 Other measures .....</b>	<b>144</b>
<b>3.15 Vulnerable workers .....</b>	<b>144</b>
4. Summary of recommendations and responsibility .....	144
5. Covid-19 informational banners .....	146



## **1. PREAMBLE**

### **A. 1.1 Project Description**

**177.** The Urban Services Improvement Investment Program was developed as the Government's response to the lack of adequate and/or safe water supply, sewerage and sanitation in urban areas of Georgia. This is intended to optimize social and economic development in selected urban areas through improved urban water and sanitation services, and is financed by the ADB through its Multi-tranche Financing Facility. The Ministry of Regional Development and Infrastructure is the Executing Agency and the United Water Supply Company of Georgia, LLC is the Implementing Agency of the Investment Program. UWSCG is a 100% state-owned company.

**178.** The Investment Program will improve infrastructure through the development, design and implementation of a series of subprojects, each providing improvements in a particular sector (water supply and/or sewerage) in one town. Subprojects will rehabilitate existing infrastructure and/or create new and expanded infrastructure to meet the present and future demand. Water supply improvements will include source augmentation and head works, pumping systems, treatment facilities, transmission and distribution network; and, sewerage improvement works will include sewer network, pumping stations, main collectors and waste water treatment plants.

**179.** Tranche 6 of the Investment Program includes:

- Construction of Water Supply and Waste Water Systems in Marneuli and Construction of Waste Water System and Collector in Bolnisi (MAR-01);
- Construction of Waste Water Treatment Plant in Marneuli (MAR-02);
- Construction of Water Supply System in Chiatura (CHI-01).

**The following projects are financed under Tranche 6:**

**180. Construction of Water Supply and Waste Water Systems in Marneuli and Construction of Waste Water System and Collector in Bolnisi (MAR-01):** Mar-01 project envisages the rehabilitation and construction of reservoirs with the total capacity of 12,000M<sup>3</sup>=(2X3000+3X2000); construction of cast iron transmission pipeline with the diameter of 700 mm - 10 km and 600 mm – 4km; construction of network with Polyethylene pipes of OD 50 to OD 500. The project measures for the sewer network comprise the laying about 150 km new gravity pipes (DN 150 to DN 800) and 2.7 km new pressure pipes (OD 110 and OD 225). There will be 9 new wastewater pumping stations; 600mm to 1000 mm diameter inspection wells (concrete or polyethylene) and 400 mm diameter house connections (polyethylene). Proposed project envisages construction of sewerage system in Bolnisi which will work entirely by gravity (DN 200 and DN 250 HDPE pipes) and will be connected at 3 different points to the future DN 500 HDPE interceptor that will convey the collected sewer from Bolnisi to Marneuli WWTP.

**181.** Three separate IEEs were prepared for MAR-01 project: Improvement of Marneuli Water Supply System (August 2016); Improvement of Marneuli Wastewater System (August 2016); Improvement of Bolnisi Wastewater System (August 2016) and further updated and approved in January 2019 due to the finalization of the project design (please see para 3 above).

**182.** The contract No P43405-ICB-MAR-01 was signed on November 20, 2018 with "Akelik Group OJSC" (Azerbaijan). The date of completion of the contract is March 29, 2021.

**183. Construction of Waste Water Treatment Plant in Marneuli (MAR-02).** The project comprises of the construction of new Wastewater Treatment Plant in Marneuli with the capacity of 9,931 m<sup>3</sup>/day.

**184.** The contract No UWSCG-ICB-MAR-02-2019 was signed in October 18, 2019 with Joint venture of Toshiba Water Solutions Pvt. Ltd and IN-SI LLC (JV partner) (India/Georgia). The contract completion date is April 2021.

**185. Construction of Water Supply System in Chiatura (CHI-01).** The work under the CHI-01 project comprises the rehabilitation and construction of the water supply network, transmission pipeline and Reservoirs. In particular, Chi-01 project envisages construction of network in Chiatura and Navardzeti, construction of a transmission lines, the rehabilitation of existing reservoirs and construction of 2 new reservoirs one near the intake and one new reservoir in Bisi, construction of pumping stations and replacement of network pipelines, more detailed information is provided in chapter 31 below.

**186.** The contract No P43405-ICB-CHI-01 was signed on August 21, 2017 with “Akkord Industry Construction Investment Corporation” OJSC” (Azerbaijan), the initial completion date on April 15, 2019 was extended twice, for the first time until April 1, 2020, and then another 91 days until July 30.

## **B. 1.2 Coronavirus**

1. Coronaviruses are a large family of viruses that cause respiratory infections. These can range from the common cold to more serious diseases. Coronavirus (COVID-19) is a disease caused by a new form of coronavirus. It was first reported in December 2019 in Wuhan City in China.
2. Health authorities around the world believe the coronavirus (COVID-19) is spread from close contact with an infected person, mostly through face-to-face contact or between members of the same household. The coronavirus (COVID-19) is spread by people with symptoms when they cough or sneeze. People may also pick up the coronavirus (COVID-19) from surfaces contaminated by a person with the infection.
3. Studies suggest that COVID-19 may persist on surface for a few hours or up to several days. This may vary under different conditions such as the type of surface, temperature or humidity of the environment.
4. A coronavirus infection can cause mild to severe respiratory illness. The most common coronavirus (COVID-19) symptoms reported are:
  - Fever
  - Breathing difficulties and breathlessness
  - Cough
  - Sore throat
  - Fatigue or tiredness.
5. Coronavirus (COVID-19) is most likely to spread from person-to-person through:
  - Close contact with an infected person.
  - Touching objects or surfaces (such as door handles or tables) contaminated by a person with the infection.
6. Close contact means having face-to-face contact for more than 15 minutes with someone who has a confirmed case of coronavirus (COVID-19) – or alternatively sharing a closed space with them for more than two hours.
7. Close contact can happen in many ways, but examples include:
  - Living in the same household or household-like setting (for example, a boarding school or hostel)
  - Direct contact with the body fluids or laboratory specimens of a confirmed case
  - Being in the same room or office for two hours or more
  - Face-to-face contact for more than 15 minutes in some other setting such as in a car or a lift or sitting next to them on public transport.

## **II. 2. PURPOSE**

8. The purpose of these document for the Construction sector, is to:
  - Provide direction to employers and workers
  - Outline the steps to be taken to best provide a safe and healthy environment, and
  - Identify the action available in the event of interruption to building and construction work, as a result of the coronavirus (COVID-19) pandemic.
9. The Document is intended to have application across all sectors of the building and construction sector. Construction sites are diverse and vary in complexity. To allow for flexible interpretation of these guidance, it is recommended that employers apply a risk-based approach and implement reasonably practical controls based on the environment and specific hazards at each construction site.
10. This Document have been developed to maintain the safe operation of construction sites, ensuring the safety of workers.
11. Following of these recommendations these is necessary to minimize and avoid the closure of any construction site.
12. The recommendations apply to all personnel attending on a building and construction site or project, whether management, staff, employees, contractors or service providers.

## **III. 3. CONTROLLING RISKS ON SITE**

13. To assist with providing and maintaining safe operations during coronavirus (COVID-19) the below measures should be implemented to assist in providing a safe and healthy environment at work.
  - Screening workers coming to site
  - Workplace Mapping
  - Physical Distancing
  - Hygiene
  - Shared Tools, Plant and Equipment
  - Cleaning and Disinfecting
  - Personnel Hoists
  - Personal Protective Equipment
  - Common Areas
  - Inspections
  - Travel
  - General Communications
  - Other measures
  - Vulnerable workers

### **A. 3.1 Screening workers coming to site**

14. To minimize the risk of transmission of coronavirus (COVID-19) on site, employers must implement a two-phase screening process; phase one being an initial declaration and phase two on going daily screening.
15. Initial declaration is to be conducted by all workers (this includes any person who attends site), including current and new-starters. Each worker must provide a declaration that they to the best of their knowledge:
  - have not been diagnosed with coronavirus (COVID-19) in the last 14 days, or
  - are not in a period of 14 day quarantine as directed by a health professional, or
  - have not been overseas in the last 14 days, or
  - have not been in contact with anyone who has coronavirus (COVID-19), or
  - have not been in contact with anyone who is currently being tested for coronavirus (COVID-19), or
  - do not have anyone in their household who has symptoms consistent with COVID-19.

16. Once the initial declaration has been made by the worker, ongoing screening (phase 2) should be conducted for every worker prior to the start of their shift, asking to the best of their knowledge:
  - have they been overseas in the last 14 days, or
  - have they been in contact with anyone who has coronavirus (COVID-19), or
  - have they been in contact with anyone who is currently being tested for coronavirus (COVID-19), or
  - do they have anyone in their household who has symptoms consistent with COVID-19.
17. If a worker declares any of the above they may be required to self-isolate.
18. Screening should be conducted, whilst maintaining safe distances or over the phone before entering site, on a mobile app, via text message system, or other non-contact methods. It is advisable to have a system in place that limits the sharing of pens/ notebooks/ computers etc.
19. If a worker has recently had close contact with a confirmed case, they need to:
  - self-isolate at home for a period of 14 days and follow the self-isolation Guidelines
  - not attend work
  - contact their employer
  - seek urgent medical attention if they have symptoms consistent with COVID-19
  - not return to work until they have been cleared by a medical practitioner.
20. If a worker is experiencing symptoms consistent with COVID-19 or had close contact with a confirmed case, they must:
  - not attend work
  - contact their employer for further advice and;
  - not return to work until they have been cleared by a medical practitioner.

## **B. 3.2 Workplace Mapping**

21. In the event of an employee being confirmed as having COVID-19, those who are potentially affected need to be quickly identified.
22. Employers should implement processes to record the schedule and work locations for workers that enables tracing of those who have come into contact with the confirmed case.
23. The record should include:
  - day and time work was undertaken
  - members of teams that worked together
  - specific work area on the construction site
  - any breaks taken, including time and location
24. Movement between sites, or areas within large sites, should be minimized as much as possible.
25. Where attending multiple sites is necessary (e.g. for HSRs, first aiders, emergency wardens) movement between sites should be recorded in the workplace mapping.

## **C. 3.3 Physical Distancing**

26. Physical distancing of at least 1.5-2 meters should be implemented wherever possible. Employers should consider each work task and whether there is a safe alternative way to undertake the work with an increased distance between workers.
  - Mark safe distances in work, transit and break areas (e.g. on floors and walls).
  - Consider different shift patterns to minimize the number of workers onsite (e.g. AM/PM shifts).
  - Stagger start times, breaks and finish times to avoid congestion in high traffic areas and minimize workers coming into contact with each other as they move around the site.
  - Plan for how physical distancing will be maintained during inclement weather (e.g. use of lunch or crib rooms and amenities).
  - Install temporary physical barriers (e.g. fences, screens) between work areas, where appropriate.
27. Where it is not possible to undertake work tasks and maintain physical distancing, other control measures need to be implemented. For example:
  - Minimize the number of worker to worker interactions that need to be completed within 1.5 meters

- Minimize the number of workers involved in activities that need to occur within 1.5 meters of each other
  - Provide personal protective equipment (PPE) (e.g. gloves, masks, glasses).
28. Where essential work activities need to be undertaken in restricted spaces (e.g. lift shafts, personnel hoists, lifts), the number of workers working in the space should be minimized.

**D. 3.4 Hygiene**

29. Good hygiene practices and general cleaning helps with minimizing the spread of coronavirus (COVID-19). Employers should review general hygiene requirements and the cleaning regimes in place.
30. Employers should display health information in prominent locations on the construction site such as tea rooms, site offices, toilets, foyers, lifts and site entrances.
31. Every effort must be made by employers to upgrade personal hygiene and minimize worker to worker contact and all workers must co-operate in all necessary measures to achieve these objectives. These measures need to include:
- Promote regular hand washing with soap for at least 20 seconds. Employers must facilitate regular hand washing by providing ease of access/additional facilities where possible. Communicate to all workers where hand sanitizers are located and encourage their regular use.
  - Promote good cough etiquette by covering your cough and sneeze, or cough into your elbow or shoulder.
  - Avoid touching your nose, eyes or mouth.
  - Provide hand sanitizer and/or hand washing facilities with soap in all site entrances and exits hoists, amenities and areas/levels of the site.
32. Employers must ensure that workers have access to appropriate amenities. Employers should review and revise the number and locations of amenities, to reduce movement around the site.
33. Amenities need to include:
- Hand washing facilities (whether permanent or temporary), such as a wash basin, clean running water, soap and paper towels, placed in strategic locations to ensure employees can access them in a timely manner.
  - Access to hand sanitizer.
  - Rubbish bins with touch-free lids (e.g. foot pedal bins).
  - Thorough and regular sanitation.
  - Appropriate waste management systems.

**E. 3.5 Shared tools, plant and equipment**

34. Workers should avoid the shared use of tools, plant and equipment wherever possible. For example, drop saws, drills, grinders, ladders or elevating work platforms should not be used by more than one worker.
35. Where it is not possible to eliminate shared use:
- Provide cleaning products (e.g. alcohol spray or solution) where communal tools, plant and equipment are located.
  - Keep cleaning products with tools, plant and equipment as they move around the site.
  - Ensure all operators thoroughly wash or sanitize their hands before and after every use.
  - Ensure all parts of tools, plant and equipment (e.g. including handles, handrails) are wiped down before and after use.
36. The shared use of phones, desks, offices, computers and other devices should also be avoided. Where this is not possible, these items should be regularly disinfected.

**F. 3.6 Cleaning and Disinfecting**

37. Cleaning and disinfecting of surfaces is to be conducted using cleaning products as per DHHS Cleaning and Disinfection guidelines to reduce coronavirus (COVID-19) Transmission – the specific guidance is available here:
- Cleaning and disinfection of amenities and meal areas must occur between work group breaks
  - Cleaning and disinfection of Personnel Hoists should occur at the end of each hoist operator shift
  - Implement regular cleaning and disinfection (minimum of twice daily) to ‘Frequently Touched Surfaces’, surfaces such as toilets, door handles, stair handrails, light switches, lift buttons, table tops.
  - Additional cleaning/disinfecting on-site. There must be an increased frequency of industrial grade cleaning/additional cleaning/disinfecting on sites across all areas including particular emphasis on commonly touched/communal surfaces;

**G. 3.7 Personnel hoists**

38. Workers using hoists and lifts may be at greater risk of exposure to coronavirus (COVID-19), because they are required to be in close contact with others and potentially contaminated surfaces.
39. Control measures to reduce the risk in personnel hoists should include systems of work, physical distancing, personal hygiene, PPE and cleaning.
40. It is acknowledged that not all hoists and lifts are identical in size or dimension, and have varying weight limits.
41. Where it is not possible to implement physical distancing measures in a personnel hoist, all other available control measures need to be used.
42. Control measures may include:
- Limiting worker movement between levels and floors on site, where it is possible and safe to do so.
  - Reviewing which hoists are available for use on site and identifying if additional hoists can be used (for example where a partially occupied building is under construction, consider whether a residential lift be used solely for construction persons).
  - Physical distancing of 1.5-2 m and hygiene systems to be followed when waiting for hoist, particularly on floors where worker volumes may increase during peak times (start, break, finish times). For example the ground floor, floors with meal or break out spaces and floors with bathroom amenities.
  - Determine how many workers can use a hoist at any time (including hoist operator) taking into consideration the limited duration and additional control measures in these Guidelines.
  - Mark out hoist floor, identifying:
    - where workers stand
    - what direction they are to face when in the hoist to avoid face to face contact
    - Sequencing of entering and exiting
  - Mark the hoist waiting area at each floor ensuring the physical distancing is maintained
  - Regularly communicate and remind workers (e.g. through posters, digital displays):
    - diagram of positioning of workers and sequence of worker entering
    - not to touch walls/doors of the hoist
    - advise the cleaning regime in place
  - During peak periods have system in place to limit crowding of workers entering/exiting the work area. For example:
    - developing a schedule for use of the hoist
    - Staggering what floors workers are to use the hoists. Hoist operators may be exposed to additional risk. They should:
      - Be provided with PPE that protects them from worker to worker transmission and from touching contaminated surfaces (e.g. face shield or surgical mask/P2 respirator and glasses).
      - Perform frequent hand washing with soap and water or the application of hand sanitizer positioned within the hoist.
  - Where possible, change hoist operator every two hours into a different role.

**H. 3.8 Personal Protective Equipment (PPE)**

43. Employers must provide information, instruction and training on the safe use, decontamination and maintenance of any PPE provided.
44. Any PPE provided needs to be practical for the work environment (e.g. allowing the necessary visibility and mobility) and properly decontaminated or disposed of at the end of every shift.
45. Employers should monitor and encourage correct use of PPE, for example providing information on posters and digital screens about:
  - Washing or sanitizing hands before putting PPE on, and putting face protection on before gloves
  - Removing gloves before face protection, washing or sanitizing hands after removing PPE and decontaminating or disposing of used PPE safely.

**I. 3.9 Common areas**

46. Common areas on sites such as the amenities pose risks, and these are reduced by ensuring the following measures are adopted.
47. The time spent in those areas must be limited so as not to breach time constraints recommended by DHHS.
48. Staggering of meal breaks and separation of work groups to achieve maximum personal space and reduce the number of workers accessing those areas at any one time consistent with the Government requirements.
49. Sanitization must occur between occupation of amenities by different work groups
50. Spread out furniture to ensure physical distancing measures in common areas
51. There must be an increased frequency of industrial grade cleaning/additional cleaning with specific emphasis on cleaning after each meal breaks in those areas
52. Workers electing to minimize amenity access
53. Staggered working hours must be considered on sites with appropriate consultation (consideration must be given to Construction Management Plans, and workers must be given adequate notice of a change in hours).

**J. 3.10 Inspections**

54. During inspections of the sites everyone should ensure all measures are in place to ensure compliance. Employers and Health and Safety Representatives are encouraged to work together to assist in this important objective.

**K. 3.11 Travel**

55. Adequate arrangements are to be made by workers to ensure their travel to and from work is conducted safely in accordance with Government advice, and that adequate sanitization facilities are in place for workers upon attending the work site and when returning to the work site during work.
56. Workers should ensure that for transport to and from work that they adhere to the hygiene and cleaning guidance, and the physical distancing
57. Work vehicles that are shared should be regularly cleaned to ensure adequate hygiene and protection.

**L. 3.12 General Communication**

58. Ensuring everyone is informed is fundamental to managing this pandemic and ensuring the safe operations of construction sites.
59. These recommendations have been developed to be communicated to all employers, workers and stakeholders. Everyone is urged to regularly promote and adhere to this document.

- 60. Site inductions should be updated as required to include information on coronavirus (COVID-19) potential risks and workplace specific controls that have been implemented such as daily screening, health checks and symptoms of coronavirus (COVID-19), staggered start, finish and meal times, good hygiene practices and cleaning regimes and PPE requirements.
- 61. Toolbox talks should be regularly conducted, and workers are to be encouraged to put forward practical ideas for changing work practices to avoid the spread of coronavirus (COVID-19). Toolbox talks should also provide clarity to workers on leave arrangements for those that cannot work, and to encourage self-reporting and minimize the spread of risk.
- 62. Toolbox talks should also include updates from the responsible Health Officer as they occur and additional information on the severity of the pandemic and the importance of physical distancing at toolbox meetings.

**M. 3.14 Other measures**

- 63. Construction sites are diverse and vary in complexity, employers must apply a risk-based approach and implement reasonably practical controls based on the environment and specific hazards at each construction site. In addition to the aforementioned measures and controls mentioned in this section, employers should consider other measures for implementation such as:
  - using alternatives to face to face meetings where practicable,
  - reducing the length and size of meetings, especially for critical employees, by requiring some or all to dial in,
  - consider off-site fabrication,
  - ensuring working from home arrangements are enabled where feasible,
  - Structuring management teams to ensure contingency in the event of team members needing to be isolated or quarantined at home.

**N. 3.15 Vulnerable workers**

- 64. Has been identified the following groups of people as vulnerable workers in relation to coronavirus (COVID-19):
  - people over the age of 70,
  - people with chronic diseases (cardiovascular disease, diabetes, bronchial asthma and other respiratory diseases)
- 65. Where practical, reasonable action should be taken to minimize vulnerable workers from conducting higher risk roles

**IV. 4. SUMMARY OF RECOMMENDATIONS AND RESPONSIBILITY**

*Table of Summary of recommendations and responsibility*

Activity	Responsible for implementation
To provide employees with the information about the work safety procedures and prevention of virus spread (guided by the recommendations of the Ministry of Internally Displaced Persons from the Occupied Territories, Labor, Health and Social Affairs of Georgia and LEPL L. Sakvarelidze National Center for Disease Control and Public Health);	Employer
To KCH: Information is updated only for MAR-02 sub-project. please see para 135-140Annex Hplace ads in the workspace about the COVID-19 and its preventive measures defined by the LEPL I. Sakvarelidze National Center for Disease Control and Public Health;	Employer
To ensure maximum use of remote work in relation to those employees who can perform work remotely (administrative personnel);	Employer



***Construction of a waste water treatment plant in Marneuli***

To put mattings at the entrance of the lounge room / dining room, with the relevant sign of indication;	Employer
To ensure hand washing at the workspace with appropriate soap and other hygiene products. In case of inability to wash hands, to provide with at least 70% alcohol-based hand cleaning liquids;	Employer
To place hand sanitizers and the instruction for their proper use in a prominent place;	Employer
To ensure that employees have access to hand sanitizers and know how to use them in accordance with the relevant instructions;	Employer
To provide information to all staff and contractors, as well as cleaning staff, on appropriate preventive measures to avoid the spread of coronavirus in the work environment;	Employer
To train the employees on the proper use of personal protective equipment and its subsequent storage / disposal;	Employer
To provide employees with the necessary personal protective equipment (overalls, special shoes, helmet, gloves, medical mask) based on the specifics of their job and establish control over their use;	Employer
Periodically, several times a day ensure natural ventilation of indoor spaces / closets;	Employer
Periodically ensure disinfection of workplaces and frequently used equipment;	Employer
To keep ergonomics in order at the construction site. To ensure the prompt cleaning of workspace and removal of construction waste.	Employer
To ensure placement of closed containers for the disposable napkins and other hygiene waste used by both employees and visitors.	Employer
Follow the rules of hygiene at your workplace;	Employee
Carry out the work process in accordance with the Emergency Action Plan defined by the employer / work safety manager;	Employee
Avoid shaking hands and direct contact with others (touch, etc.) while saluting;	Employee
Avoid gathering, the work of more than 10 people on one work platform at a safe distance (less than 2 m) is not recommended;	Employee
When performing the work, make full use of the personal protective equipment provided by the employer;	Employee
Clean the workplaces and the tools and equipment used during the work process with disinfectants;	Employee
Thoroughly wash your hands with soap and water before and after eating, as well as before and the bathroom. Dry your hands thoroughly after washing;	Employee
Use alcohol-based hand sanitizers in case if you are unable to wash and dry your hands;	Employee
Keep a safe distance (not less than 2 m);	Employee
Cover your mouth with clean napkin or elbow when coughing and sneezing and then throw the used disposable napkin in the trash;	Employee
Avoid touching your eyes, nose, or mouth with your hands.	Employee

V. 5. COVID-19 INFORMATIONAL BANNERS

<p><b>ახალი კორონავირუსი (COVID-19)</b></p> <p>როგორ უნდა ბაიკეთოთ, მოინახროთ, მოინახლოთ და გადმოხადოთ</p> <p><b>ნიღბის გაკეთებამდე დაიბანეთ ხელები საპნითა და წყლით ან დაიშუშეთ სპირტისშემცველი ხსნარით</b></p>  <p>საქართველოს ექსპერტთა ჯგუფი საერთაშორისო ჯანდაცვის ორგანიზაცია საერთაშორისო კვლევის ცენტრი</p> <p>World Health Organization</p> <p>ცხელი ხაზი: 116 011 13.02.2020</p>	<p><b>ახალი კორონავირუსი (COVID-19)</b></p> <p>როგორ უნდა ბაიკეთოთ, მოინახროთ, მოინახლოთ და გადმოხადოთ</p> <p><b>მოხმარებისას არ შეეხოთ ნიღბის შებენი ნაწილებს, დაიბანეთ ხელები საპნითა და წყლით ან დაიშუშეთ სპირტისშემცველი ხსნარით</b></p>  <p>საქართველოს ექსპერტთა ჯგუფი საერთაშორისო ჯანდაცვის ორგანიზაცია საერთაშორისო კვლევის ცენტრი</p> <p>World Health Organization</p> <p>ცხელი ხაზი: 116 011 13.02.2020</p>	<p><b>ახალი კორონავირუსი (COVID-19)</b></p> <p>როგორ უნდა ბაიკეთოთ, მოინახროთ, მოინახლოთ და გადმოხადოთ</p> <p><b>ნიღაბი უნდა ფარავდეს ცხვირისა და პირის მიდამოს. დარწმუნდით, რომ ნიღაბი მჭიდროდაა მორგებული სახეზე</b></p>  <p>საქართველოს ექსპერტთა ჯგუფი საერთაშორისო ჯანდაცვის ორგანიზაცია საერთაშორისო კვლევის ცენტრი</p> <p>World Health Organization</p> <p>ცხელი ხაზი: 116 011 13.02.2020</p>
<p><b>ახალი კორონავირუსი (COVID-19)</b></p> <p>როგორ უნდა ბაიკეთოთ, მოინახროთ, მოინახლოთ და გადმოხადოთ</p> <p><b>დაბინძურებისთანავე შეცვალეთ ნიღაბი ახლით; არ გამოიყენოთ ერთჯერადი ნიღაბი განმეორებით;</b></p>  <p>საქართველოს ექსპერტთა ჯგუფი საერთაშორისო ჯანდაცვის ორგანიზაცია საერთაშორისო კვლევის ცენტრი</p> <p>World Health Organization</p> <p>NCDC.GE ცხელი ხაზი: 116 011 13.02.2020</p>	<p><b>ახალი კორონავირუსი (COVID-19)</b></p> <p>როგორ უნდა ბაიკეთოთ, მოინახროთ, მოინახლოთ და გადმოხადოთ</p> <p><b>ნიღბის მოხსნის წესი: მოიხსნით ნიღაბი უკანა თაჩში მდებარეობით (არ შეეხოთ ნიღბის წინა ნაწილს); მოხსნისთანავე გადაადგილეთ უაბლოგო დასურთ ნიღაბს ურნაში; დაიბანეთ ხელები წყლითა და საპნით ან დაიშუშეთ სპირტისშემცველი ხსნარით</b></p>  <p>საქართველოს ექსპერტთა ჯგუფი საერთაშორისო ჯანდაცვის ორგანიზაცია საერთაშორისო კვლევის ცენტრი</p> <p>World Health Organization</p> <p>NCDC.GE ცხელი ხაზი: 116 011 13.02.2020</p>	<p><b>ახალი კორონავირუსი (COVID-19)</b></p> <p><b>შეინარჩუნეთ ჯანმრთელობა სამუშაო ადგილზე</b></p> <p><b>ხშირად დაიბანეთ ხელები</b></p>  <p>ხელის და ცხვირის ან ფეხების აიჯარეთ პირსა და ცხვირზე ერთჯერადი ცხვირბახოცი ან მოხრილი იდგვი ცხვირბახოცი გამოიყენებთანავე გადაადგილეთ ურნაში და დაეფარეთ ხელები</p> <p>საქართველოს ექსპერტთა ჯგუფი საერთაშორისო ჯანდაცვის ორგანიზაცია საერთაშორისო კვლევის ცენტრი</p> <p>World Health Organization</p> <p>NCDC.GE ცხელი ხაზი: 116 011 29.02.2020</p>
<p><b>ახალი კორონავირუსი (COVID-19)</b></p> <p><b>სამუშაო ადგილზე ახალი კორონავირუსის გავრცელების პრევენციის მიზნით #COVID-19</b></p>  <p>რეგულარულად გაწმენდეთ სადემონსტრაციო ხსნარების შედარებით (მაგ., საპნით) და სანეირი შედეგების შეფასება (მაგ., ტესტირება) კლასში</p> <p>საქართველოს ექსპერტთა ჯგუფი საერთაშორისო ჯანდაცვის ორგანიზაცია საერთაშორისო კვლევის ცენტრი</p> <p>World Health Organization</p> <p>ცხელი ხაზი: 116 011 13.02.2020</p>	<p><b>ახალი კორონავირუსი (COVID-19)</b></p> <p><b>როგორ მოახდინოთ ახალი კორონავირუსის გავრცელების პრევენცია სამუშაო ადგილზე</b></p> <p>დაეფარეთ ხელები სპირტისშემცველი ხსნარით</p> <ul style="list-style-type: none"> <li>შეინარჩუნეთ სიხუფთავე და პიკეტა სამუშაო ადგილებზე</li> <li>ხელი შეუწყვეთ ოფისებსა და სამუშაო ხელის რეგულარული დაბანის და ახალი რეზინოვანი პიკეტის დაყვას</li> <li>ხელი შეუწყვეთ რეზინოვანი პიკეტის დაყვას</li> <li>სამსახურეობრივ მივლინებამდე გაიარეთ შეხებაში კონსულტაცია მოგზაურთა დაკავშირებით</li> <li>სამოგადოებაში COVID-19 გავრცელების შემთხვევაში, ავადმყოფ პირებს ურთველეთ სახლში</li> </ul> <p>საქართველოს ექსპერტთა ჯგუფი საერთაშორისო ჯანდაცვის ორგანიზაცია საერთაშორისო კვლევის ცენტრი</p> <p>World Health Organization</p> <p>ცხელი ხაზი: 116 011 13.02.2020</p>	<p><b>ახალი კორონავირუსი (COVID-19)</b></p> <p><b>ფაქტი:</b></p> <p>ახალი კორონავირუსით დაინფიცირების რისკი მოწინააღმდეგე, ბანკოტებზე, საკრედიტო ბარათებსა და სხვა საგნებზე ხელის შეხებით, ძალიან დაბალია.</p> <p>ხელის ხშირად გახუფთაობისას, ახალი კორონავირუსით დაინფიცირების რისკი მოწინააღმდეგე, ბანკოტებზე და საკრედიტო ბარათებზე ხელით შეხებით, ძალიან დაბალია.</p> <p>საკუთარს დაევა ხელის ხშირი დაბანა საპნითა და წყლით ხელის დამუშავება სპირტის შემცველი ხსნარით.</p> <p>შესაძლოა, საგანი იყოს დაბინძურებული ახალი კორონავირუსით დაინფიცირებული ადამიანის მიერ ხელის ან ცხვირის ცხვირის საგანზე შეხებით. წინასწარი ინფორმაციით, ახალი კორონავირუსი სივლცხლისუნარიანობას წედაპირებზე იწინებს რამდენიმე საათის განმავლობაში.</p> <p>საქართველოს ექსპერტთა ჯგუფი საერთაშორისო ჯანდაცვის ორგანიზაცია საერთაშორისო კვლევის ცენტრი</p> <p>World Health Organization</p> <p>ცხელი ხაზი: 116 011 29.02.2020</p>





